

DEPARTMENT OF HIGHER EDUCATION AND TRAINING
REPUBLIC OF SOUTH AFRICA
NATIONAL CERTIFICATE
DIGITAL ELECTRONICS N6
TIME: 3 HOURS
MARKS: 100

INSTRUCTIONS AND INFORMATION

1. Answer ALL the questions.
 2. Read ALL the questions carefully.
 3. Number the answers according to the numbering system used in this question paper.
 4. Write neatly and legibly.
-

NOTICE TO CANDIDATES

The lives and safety of people depend on Digital electronics. Digital electronics prevents lift doors from crushing people to death. Digital electronics signalling systems prevent trains from colliding. Digital electronics keeps people safe in aircraft and in hospital intensive-care units. Your work, your programming and designs, must be properly planned and presented in this diploma-level examination. Standards must be maintained for the safety of the public.

QUESTION 1

- 1.1 Refer to the DIAGRAM on the DIAGRAM SHEET (attached). Take the first design step in order to replace the human operator with an automatic, closed-loop, sense-and-control system.

Draw a large neat fully-labelled block diagram showing the basic functions in that new closed-loop control system. Replace the human operator with function and process blocks which will duplicate the functions and processes performed by the human operator.

You need not show the following:

- Square-root extraction
- Interfacing of high-power and low-power subsystems
- Analogue-to-digital conversion (ADC)
- Digital-to analogue conversion (DAC)

Include, in your block diagram, ALL functions and processes performed by the human operator in the DIAGRAM.

(10)

Harvard Architecture is characterised by a memory (usually EPROM) which contains only the program and is distinct from the RAM. (The RAM in Harvard Architecture holds only the operands.) The questions that follow are based on the more familiar Von Neumann Architecture where a common RAM holds ALL data and program instructions. This necessitates a FETCH routine and an EXECUTE routine to obtain instructions and operands from the common RAM.

- 1.2 Draw a fully-labelled block diagram of a control unit integrated with a RAM (Random Access Memory). ALL the gates and the interconnections between the micro-instruction unit, program counter, RAM, instruction unit, decoder and arithmetic unit must be shown.

(10)
[20]

QUESTION 2

- 2.1 Write in the ANSWER BOOK the text (including spaces and line feeds) which is printed as a result of the following BASIC program. The numeric ASCII values are stored to construct English words. These cannot be changed or translated. Your answer MUST reflect the ASCII values which the program selects for printout.

```
10 REM Dollar sign addresses ("variables") store ASCII characters. A
20 REM string of ASCII characters can be described as "TEXT".
30 REM Carefully analyse the conditional GOTO statements in this
40 REM program. Then write in your answer book the text printed as a
50 REM result of this program.
60 LET TEXTY01$ = "NEAT PRESENTATION"
70 LET TEXTY02$ = "COUNTS"
80 LET TEXTY03$ = "WHEN YOU WRITE"
90 LET TEXTY04$ = "NATIONAL DIPLOMA EXAMS"
100 LET TEXTY05$ = "MESSY UNPROFESSIONAL WORK"
110 LET TEXTY06$ = "SHOWS"
120 LET TEXTY07$ = "A"
130 LET TEXTY08$ = "DON'T CARE ATTITUDE"
140 LET TEXTY09$ = "ENGINEERS AND TECHNICIANS"
150 LET TEXTY10$ = "MUST"
160 LET TEXTY11$ = "CARE"
170 LET TEXTY12$ = "ABOUT"
180 LET TEXTY13$ = "THEIR WORK"
190 LET TEXTY14$ = "THE LIVES AND SAFETY OF PEOPLE"
200 LET TEXTY15$ = "IN"
210 LET TEXTY16$ = "CARS LIFTS JETS"
220 LET TEXTY17$ = "AND IN"
230 LET TEXTY18$ = "HOSPITAL"
240 LET TEXTY19$ = "AND IN"
250 LET TEXTY20$ = "THE WORKPLACE"
260 LET TEXTY21$ = "ARE"
270 LET TEXTY22$ = "IMPORTANT"
280 LET TEXTY23$ = "LIVES DEPEND ON"
285 LET TEXTY24$ = "THE WORK"
290 LET TEXTY25$ = "OF"
300 LET TEXTY26$ = "TECHNICIANS AND ENGINEERS"
320 LET TEXTY28$ = "WHEN"
330 LET TEXTY29$ = "THEY ARE PLANNING"
340 LET TEXTY30$ = "AND"
350 LET TEXTY31$ = "IMPLEMENTING"
360 LET TEXTY32$ = "HARDWARE AND SOFTWARE"
370 LET TEXTY33$ = "SOLUTIONS"
380 LET TEXTY34$ = "TO MAKE"
390 LET TEXTY35$ = "TRAFFIC LIGHTS"
400 LET TEXTY36$ = "LIFTS"
410 LET TEXTY37$ = "JETS"
420 LET TEXTY38$ = "AND"
430 LET TEXTY39$ = "INTENSIVE CARE UNITS"
```

```
440 LET TEXTY40$ = "WORK PROPERLY"
441 LET TEXTY41$ = " "
442 LET TEXTY42$ = "DEPEND ON"
443 LET TEXTY43$ = "THE NECESSITY TO PLAN AND PRESENT"
444 LET TEXTY44$ = "PROFESSIONAL WORK
445 LET TEXTY45$ = "IN DIPLOMA LEVEL EXAMINATIONS"
450 REM Note carefully what ASCII has been entered into which
460 REM SEQUENCER$ variables. This will decide which of the
470 REM conditional GOTO's are activated and what text is printed.
480 LET SEQUENCER11$ = "FIRST "
490 LET SEQUENCER11$ = "SECOND "
500 LET SEQUENCER11$ = "FIRST"
510 LET SEQUENCER22$ = "FIRST "
520 LET SEQUENCER22$ = "SECOND"
530 LET SEQUENCER25$ = "THIRD "
540 REM Now here below are the conditional GOTO's. They link up to
550 REM the PRINT statements to select what text is printed and in
560 REM what order that text is
561 REM printed.
562 PRINT "BELOW IS THE FINAL PRINT-OUT FOR TODAY'S"
563 PRINT "PROGRAM:"
564 CLS
565 PRINT "ALL THE BEST FOR YOUR EXAMINATIONS!"
570 IF SEQUENCER11$ = "FIRSTLY" THEN GOTO 670
580 IF SEQUENCER11$ = "SECONDLY" THEN GOTO 690
590 IF SEQUENCER11$ = "THIRDLY" THEN GOTO 710
600 IF SEQUENCER22$ = "FIRSTLY" THEN GOTO 730
610 IF SEQUENCER22$ = "SECOND" THEN GOTO 750
620 IF SEQUENCER22$ = "THIRD" THEN GOTO 770
630 REM Here finally you find the PRINT statements. These (if and
640 REM when they are activated by the program above) will do the
650 REM donkey work of printing out the text which is stored
660 REM (in ASCII format) in the numbered TEXTY$ variables.
670 PRINT TEXTY01$, TEXTY 41$, TEXTY02$
680 GOTO 800
690 PRINT TEXTY04$, TEXTY 41$, TEXTY21$, TEXTY41$, TEXTY22$
700 GOTO 800
710 PRINT TEXTY23$, TEXTY 41$, TEXTY26$
720 GOTO 800
730 PRINT TEXTY35$, TEXTY 41$, TEXTY10$, TEXTY41$, TEXTY40$
740 GOTO 800
750 PRINT TEXTY42$, TEXTY 41$, TEXTY44$
760 GOTO 800
770 PRINT TEXTY29$, TEXTY 41$, TEXTY32$
780 GOTO 800
790 PRINT TEXTY33$, TEXTY 41$, TEXTY40$
800 END
```

(10)

- 2.2 Reactors (like the SYNTHOL reactors at SASOL Secunda) can be dangerous because reactions generate their own energy. This means that even if all inputs to a reactor are reduced to zero, the reaction can continue and perhaps cause an explosion. For this reason, the control of the temperature of a reactor is very important.

The temperature of a reaction in a reactor must be kept within the limits 1 150° to 1 200 °C. The temperature is measured by two thermocouples. The temperature of the reaction is controlled by varying the flow of chemicals through two valves. For reasons of safety the reactor is some distance from the control room and signals in both directions should be multiplexed.

Draw a fully-labelled block diagram of a digital process control system which will do the required tasks. Functions which are programmable on a micro-controller must be shown as blocks on the block diagram.

ALL the interfacing and peripheral equipment must be shown.

You must show ALL signal directions.

(10)
[20]

QUESTION 3

ASCII (American Standard Code for Information Interchange) and PCM (Pulse Code Modulation) can both be used to transmit alphanumeric data. Interfacing and Code Conversion is necessary because PCM is used for long distance communication (for instance via satellite).

- 3.1 The following ASCII values must be transmitted using NRZ (Non-return to Zero) PCM (Pulse Code Modulation). Use THREE bits per packet and draw an NRZ-PCM graph to show how the values are represented in unipolar-binary PCM format.

NOTE: Do NOT make any adjustment to your graphical representation in order to change the sequence of transmission shown below.

PACKET	PACKET	PACKET	PACKET	PACKET	
0110111	0110111	0110111	0110111	0110111	(5)

- 3.2 Draw the block diagram of any INTEL microprocessor with which you are familiar. Clearly give the name and model number. (10)

3.3 The following program list is in machine code:

INSTRUCTION FIELD	ADDRESS FIELD	DESCRIPTION
0000	1001	Load Acc
0001	1010	Add
0010	1100	Add
0011	1011	Subtract
0100	1101	Subtract
0101	XXXX	Print
0110	XXXX	Stop

The data held at the above-mentioned store locations is as follows:

1001 = 30 000 decimal
 1010 = 20 decimal
 1011 = 24 decimal
 1100 = 28 decimal
 1101 = 32 decimal

Determine the output of this program segment. Before the program runs, the initial contents of the accumulator is 80 000 decimal. Represent the output in Binary Coded Decimal (BCD).

(5)
[20]

QUESTION 4

4.1 Use the following assembler instruction set. You may NOT add instructions to the repertoire. Calculate the value of Y given that $Y = 2(2B + 3A - 2C)$ and that A, B and C are stored in consecutive memory locations beginning with hexadecimal address 300. Output Y to the computer screen (or alternatively to the printer). Use the correct programming fields. The first instruction location is address 001H. Close the program to limit memory use to the program lines used.

INSTRUCTION REPERTOIRE	
MNEMONIC OP-CODE	DESCRIPTION
LDA	Load accumulator
ADD	Add
SUB	Subtract
STR	Store
OUT	Output
STP	Stop

(7)

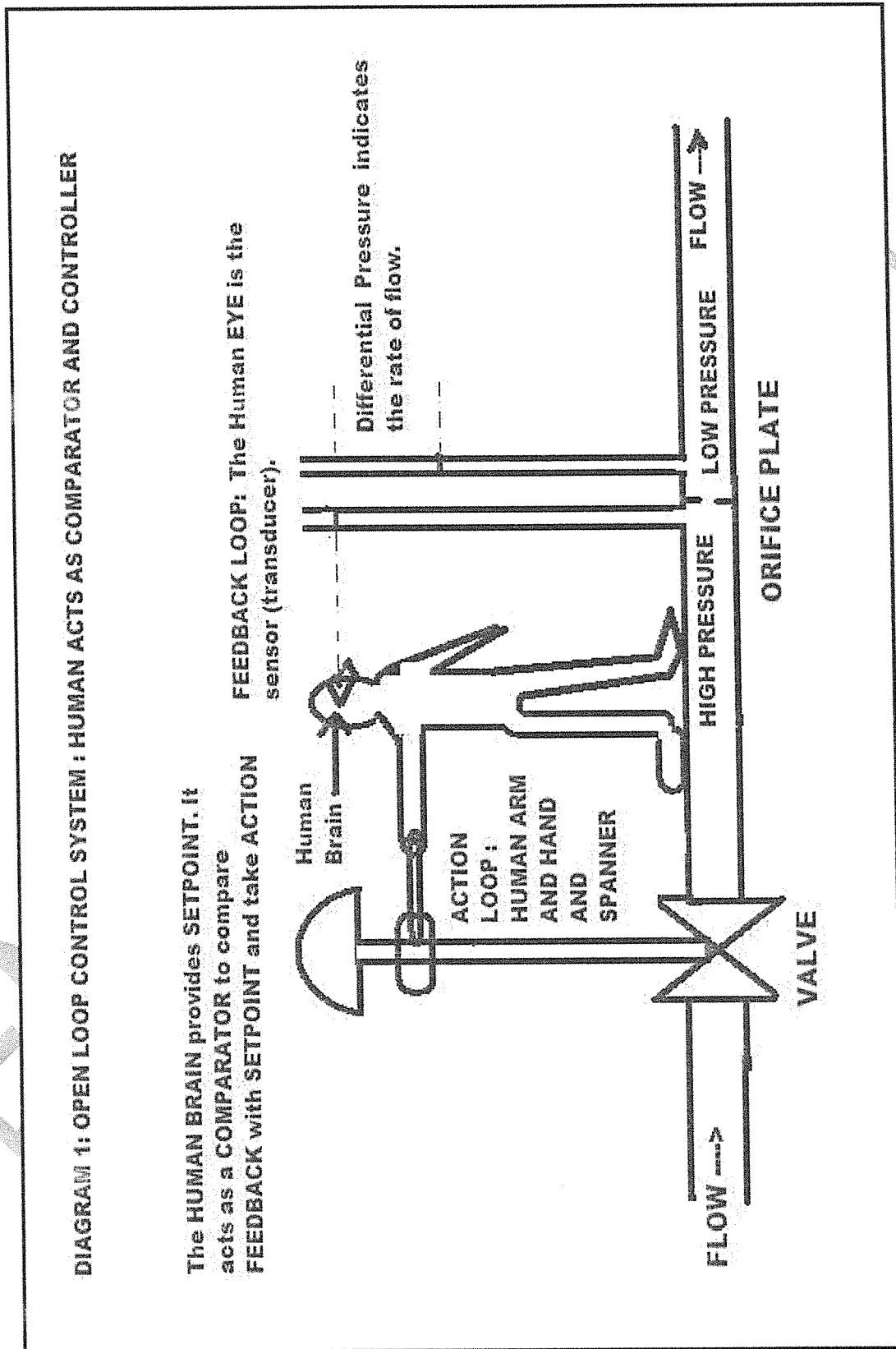
- 4.2 A five-bit D/A converter produces an output voltage of 0,625 V for a digital input of 00001.
Calculate the full-scale analogue output voltage. What is the digital input which corresponds to this output? (4)
- 4.3 Use a sketch and explain what is meant by *quantising error*. (3)
- 4.4 Draw a block diagram to show the most efficient manner of data acquisition. (4)
- 4.5 What is the advantage of loading digitised data from sensors into RAM? (2)
- [20]**


QUESTION 5

Indicate whether the following statements are TRUE or FALSE. Choose the answer and write only 'true' or 'false' next to the question number (5.1–5.10) in the ANSWER BOOK. Give a brief explanation to justify the answer.

- 5.1 Automatic Teller Machines ('ATM's') are analogue- controlled.
- 5.2 A feasibility study results in a highly technical and detailed report for management.
- 5.3 When you travel from one cell to another while using a cellular telephone, a computer will switch your communication to the cell with the transmitter which gives you the weakest signal.
- 5.4 Frequency Shift Keying (FSK) is used to transmit tones on telephone lines.
- 5.5 Pulse Code Modulation (PCM) can be used to transmit alpha-numeric data.
- 5.6 Hamming Code is an analogue correction code.
- 5.7 Computer Numerical Control (CNC) uses X and Y co-ordinates for very accurate machining of tempered steel dies for plastic injection moulding.
- 5.8 The field of digital electronics has expanded in recent years with developments like cellular telephone networks.
- 5.9 When a PLC (Programmable Logic Controller) is toggled so that the program displayed as a DIAGRAM is now displayed in STATEMENT LIST, a parallel network is displayed as 'AND'.
- 5.10 When a PLC (Programmable Logic Controller) is toggled so that the program displayed as a DIAGRAM is now displayed in STATEMENT LIST, a series network is displayed as 'OR'.
- (10 × 2) **[20]**
- TOTAL: 100**

DIAGRAM SHEET





higher education & training

Department:
Higher Education and Training
REPUBLIC OF SOUTH AFRICA

MARKING GUIDELINE

NATIONAL CERTIFICATE

NOVEMBER EXAMINATION

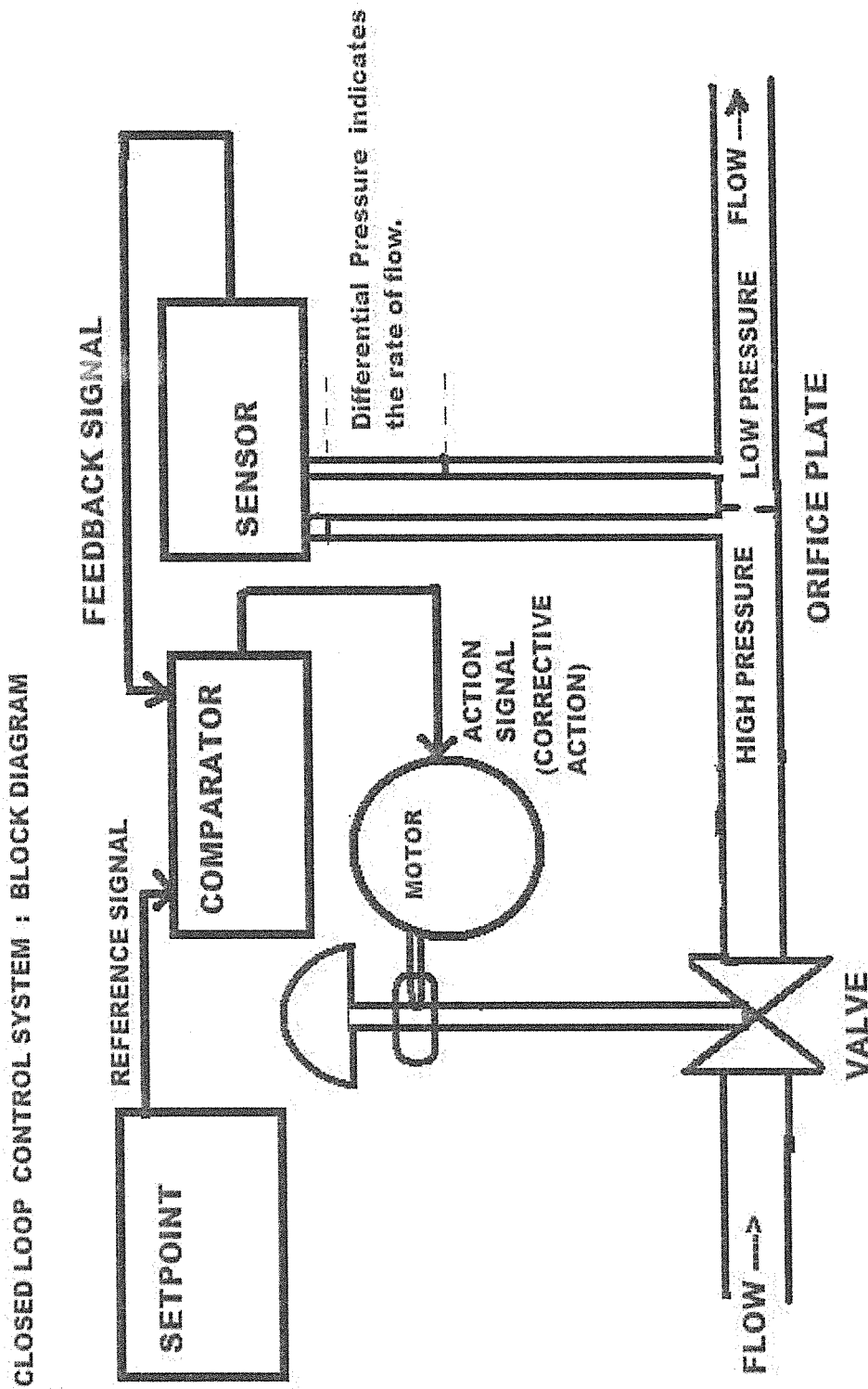
DIGITAL ELECTRONICS N6

19 NOVEMBER 2014

This marking guideline consists of 9 pages.

QUESTION 1

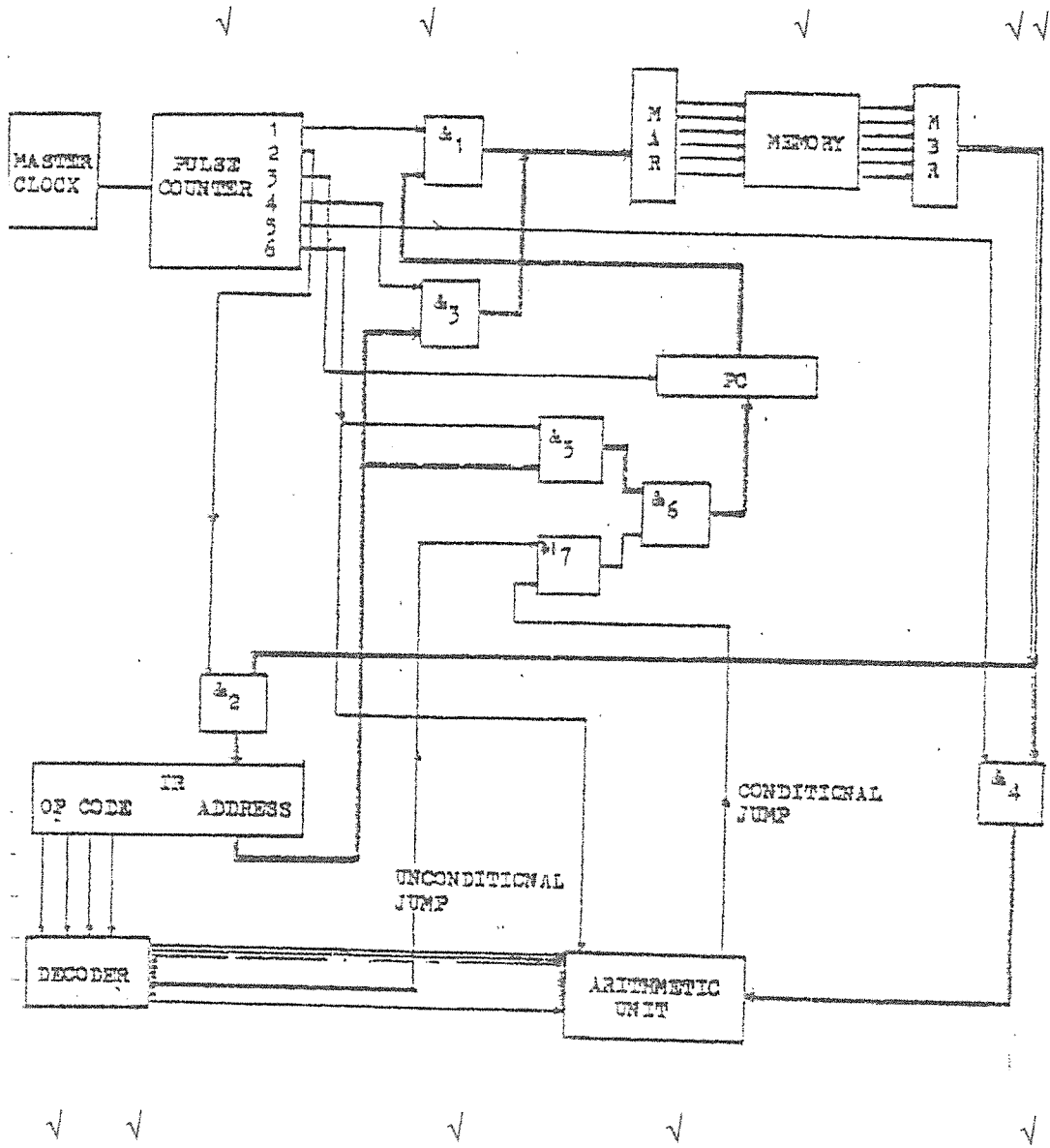
1.1



✓
✓
✓
✓
✓
✓
✓
✓
✓

(10)

1.2 CONTROL UNIT



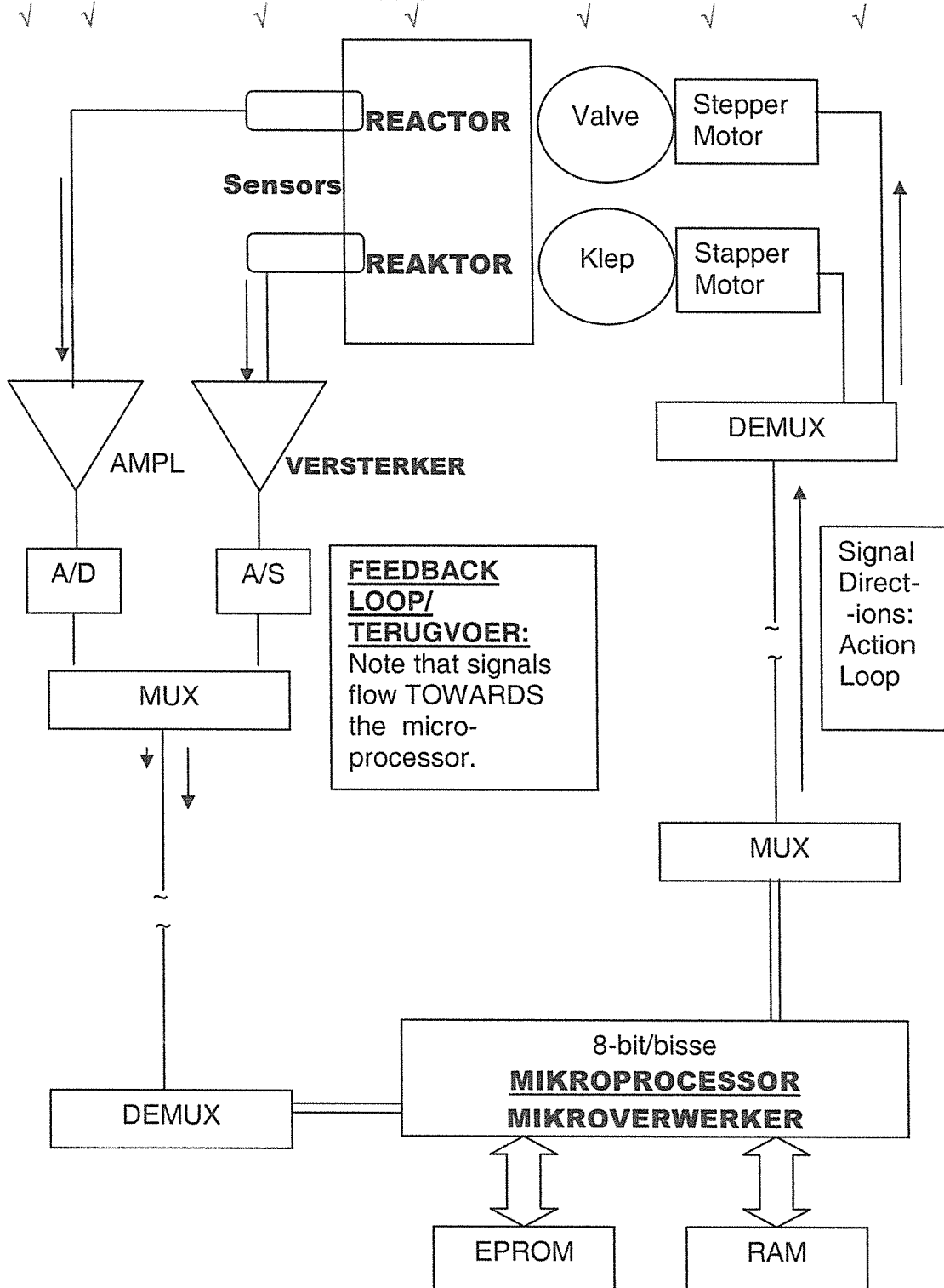
(10)
[20]

QUESTION 2

2.1 ALL THE BEST FOR YOUR EXAMINATIONS!
DEPEND ON PROFESSIONAL WORK

(10)

2.2 **REACTOR PROCESS CONTROL**



✓ ✓ ✓

(10)
[20]

QUESTION 3

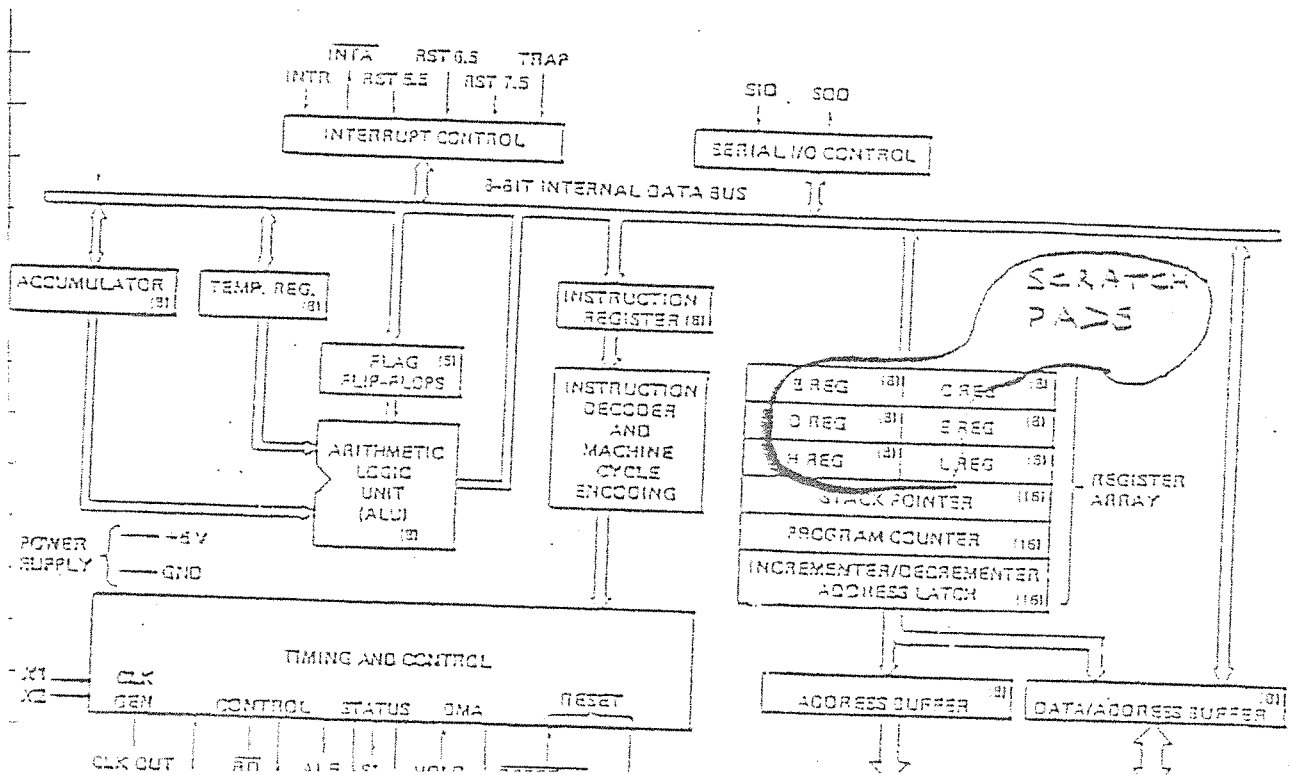
3.1 GRAPHICAL FORMAT : NRZ PCM

ASCII VALUES	PACKET	PACKET	PACKET	PACKET	PACKET	ASCII VALUES
"1" →	0110001	0110010	0110011	0110100	0110101	NRZ PCM UNIPOLAR BINARY FORMAT
"0" →	1 1 1	1 1 1	1 1 1	1 1 1	1 1 1	

(5)

3.2 BLOCK DIAGRAM: MICROPROCESSOR: INTEL 8085A CPU

INTEL 8085A CPU: MANUFACTURER INTEL CORPORATION



Manufacturer: INTEL CORP.

(10)

3.3 **Machine code computation:**

30 000
 20 +
 28 +
 - 24
 - 32

 + 29 992

Contents of accumulator (REPRESENTED in BCD: Binary Coded Decimal)

Akkumulatorinhoud: (VERTEENWOORDIG in BGD : Biner Gekodeerde Desimaal):

√ √ √ √
0010 1001 1001 1001 0010

√

(5)
[20]

QUESTION 4

Calculate: $Y = 2(2B + 3A - 2C) = + 4B + 6A - 4C = B+B+B+B + A+A+A+A+A+A - C-C-C-C$

4.1

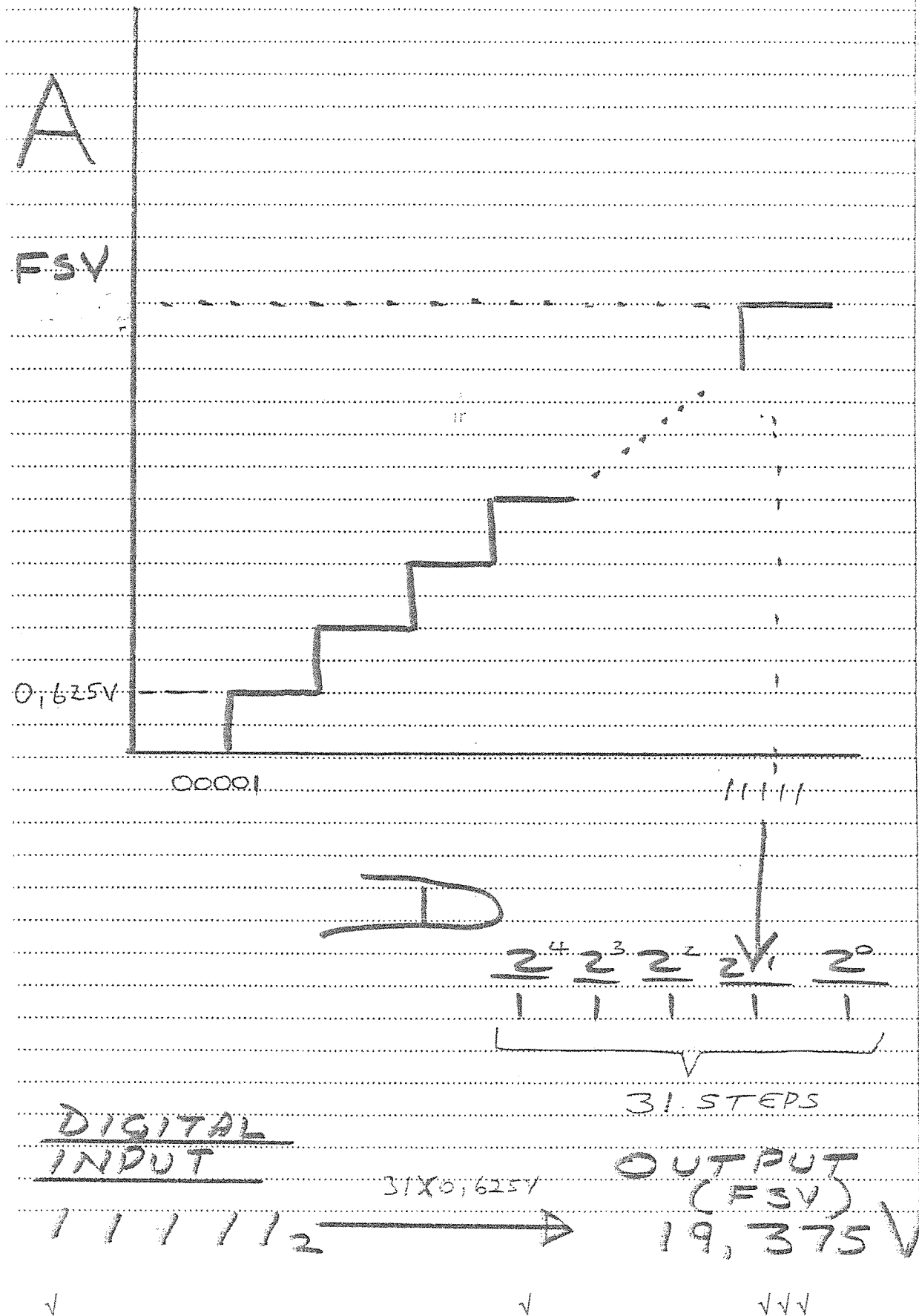
INSTRUCTION LOCATION	INSTRUCTION NWORD		DESCRIPTION
	OP-CODE	ADDRESS	
001	LDA	301	Load B
002	ADD	301	ADD B
003	ADD	301	ADD B
004	ADD	301	ADD B
005	ADD	300	ADD A
006	ADD	300	ADD A
007	ADD	300	ADD A
008	ADD	300	ADD A
009	ADD	300	ADD A
00A	ADD	300	ADD A
00B	SUB	302	SUB C
00C	SUB	302	SUB C
00D	SUB	302	SUB C
00E	SUB	302	SUB C
00F	OUT		Output
010	STP		Stop

√

(7)

√ √ √ √√

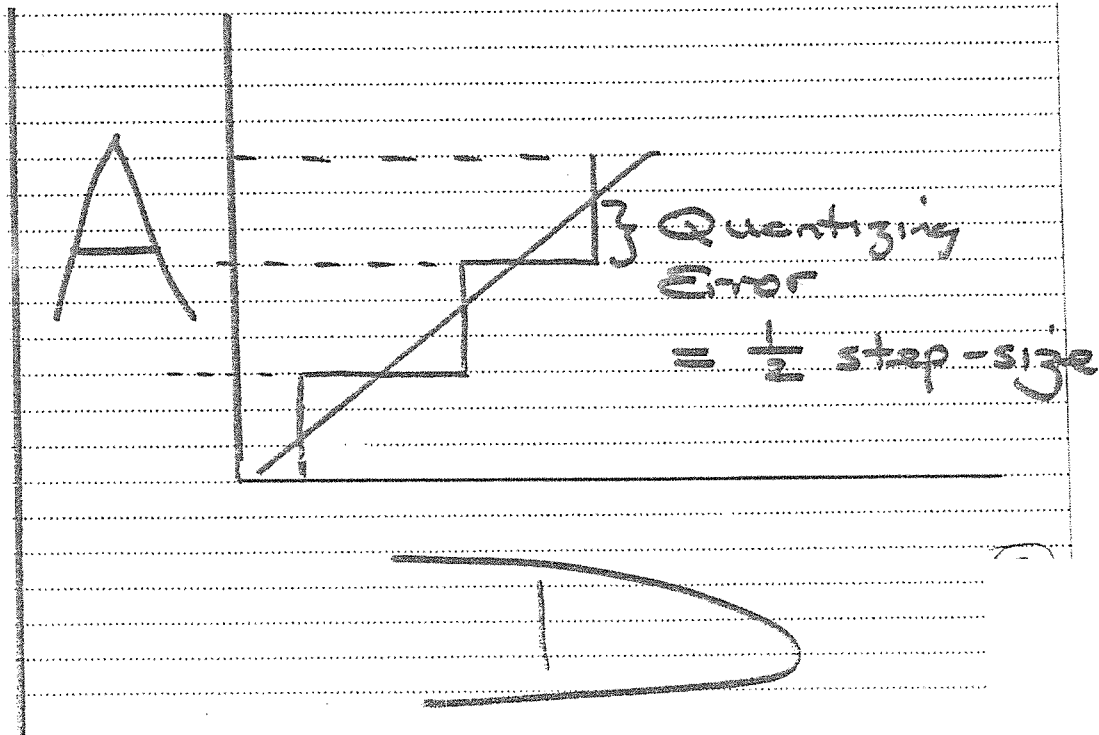
4.2 DIGITAL TO ANALOGUE CONVERSION



(4)

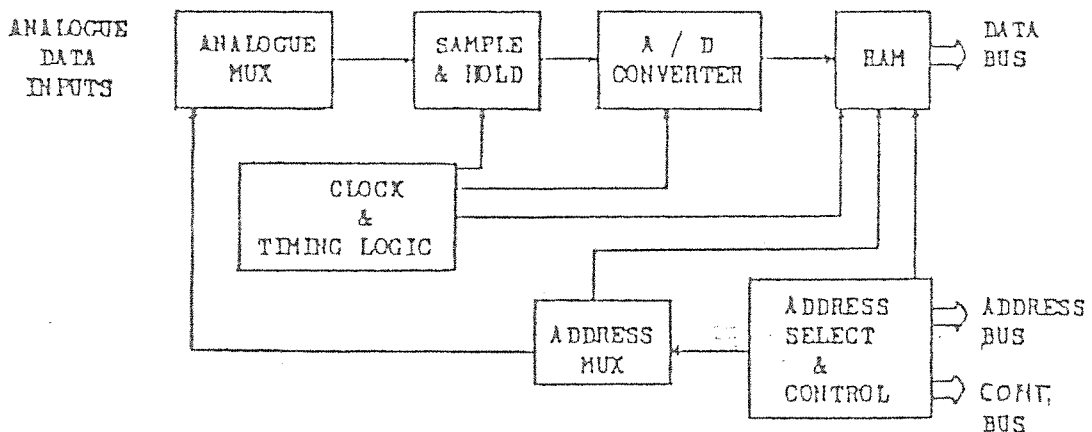
4.3 Quantizing error: As shown on the sketch below the quantizing error of a D/A converter (an ideal D/A converter where other errors are assumed to be zero) cannot be less than half the resolution (i.e. half the step-size of the converter).

The reason is that the converter switches the output in discrete steps at the half-way mark on each step.



(3)

4.4 **Most efficient manner of data acquisition: Autonomous load into RAM**



(4)

- 4.5 Once this is accomplished data can be accessed from RAM using a programming instruction for obtaining data from memory. This is obviously the simplest way to access the data: You just have to know how to program and to use instructions like **LOAD**. √√

(2)
[20]

QUESTION 5

- 5.1 FALSE
A parallel network will be an "OR" in Statement List
- 5.2 FALSE
A series network will be described as an "AND" in Statement List.
- 5.3 FALSE
The computer switches you to the cell with the STRONGEST signal.
- 5.4 TRUE
These frequencies are the TONES on the modem.
- 5.5 TRUE
PCM can transmit alphanumeric data: LETTERS AND NUMBERS
- 5.6 FALSE
Hamming code is a DIGITAL code.
- 5.7 TRUE
Working on tempered steel is a great advantage of CNC spark erosion machining. The X and Y coordinates are accurate to within microns.
- 5.8 FALSE
ATM's are DIGITALLY controlled by a computer.
- 5.9 FALSE
A feasibility study should not be highly technical or very detailed: Accountants are not engineers and the report must be understandable to them and to other decision makers whose backgrounds are not technical.
- 5.10 TRUE
Cellular telephone networks are run by digital computers.

(10 × 2) [20]

TOTAAL: 100