higher education & training

Department:
Higher Education and Training
REPUBLIC OF SOUTH AFRICA

MARKING GUIDELINE

NATIONAL CERTIFICATE

BUILDING DRAWING N3

18 JULY 2018

This marking guideline consists of 25 pages.

Copyright reserved

QUESTION 1: BRICKWORK – ENGLISH BOND

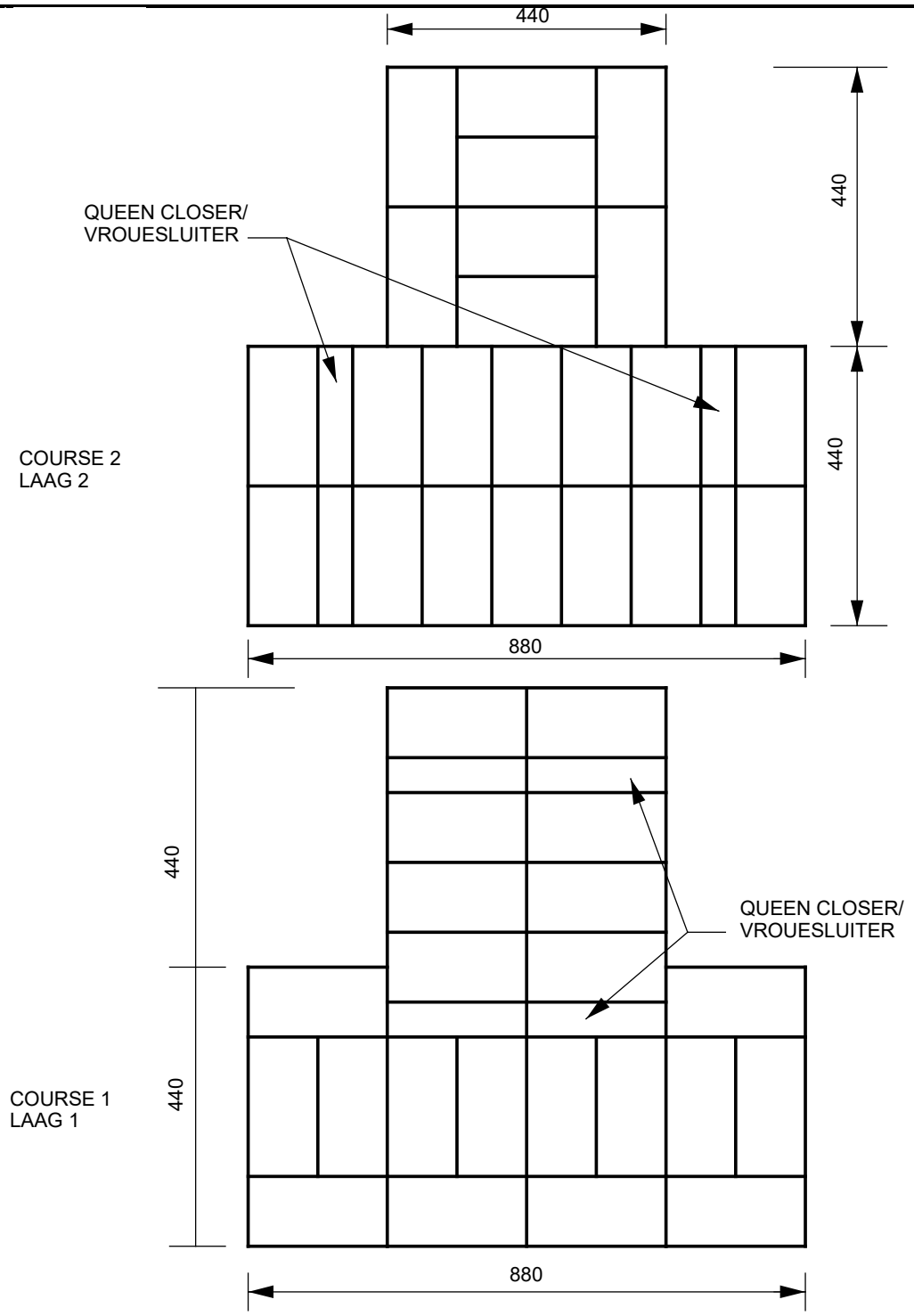

ALTERNATE PLAN COURSE OF A STOPPED T-JUNCTION BUILT IN ENGLISH BOND

SCALE 1:10

ALTERNATIEWE PLANLAE VAN 'N STOP T-AANSLUITINGWAT IN ENGELSE VERBAND GEBOU WORD

SKAAL 1:10

QUESTION 1: RUBRIC			
PART OF DRAWING	**MARKING CRITERIA**	**POSSIBLE MARK**	**REMARKS**
Course 1 Queen closer	Correct position	2	
	Dimensioning	2	
	Labelling	1	
Course 1 and 2 Bricks	Correct bond	4	
	Dimensioning	2	
Wall	Correct length	4	
	Correct thickness	2	
	Subtotal	17	
	Divide by	3,4	
	Overall correctness	**5**	
	Line work	**2**	
	Accuracy	**2**	
	Balanced layout and neatness	**1**	
	TOTAL	**10**	

NOTE: NO marks should be allocated for any part of the drawing in the incorrect position other than the marks allocated for hatching of that component.

Marks should be allocated for neatness, correct title and scale if the drawing is completely incorrect.

Copyright reserved

SUMMARY

Marking criteria	Possible mark	Marker	Internal moderator	External moderator
Correct position	6			
Labels	4			
Dimensions	1			
Correct length	4			
Correct thickness	2			
Subtotal	**17**			
Divide by	**3,4**			
Overall correctness	**5**			
Line work	**2**			
Accuracy	**2**			
Balanced layout and neatness	**1**			
TOTAL	**10**			

Copyright reserved

QUESTION 2: JOINERY – STAIRS

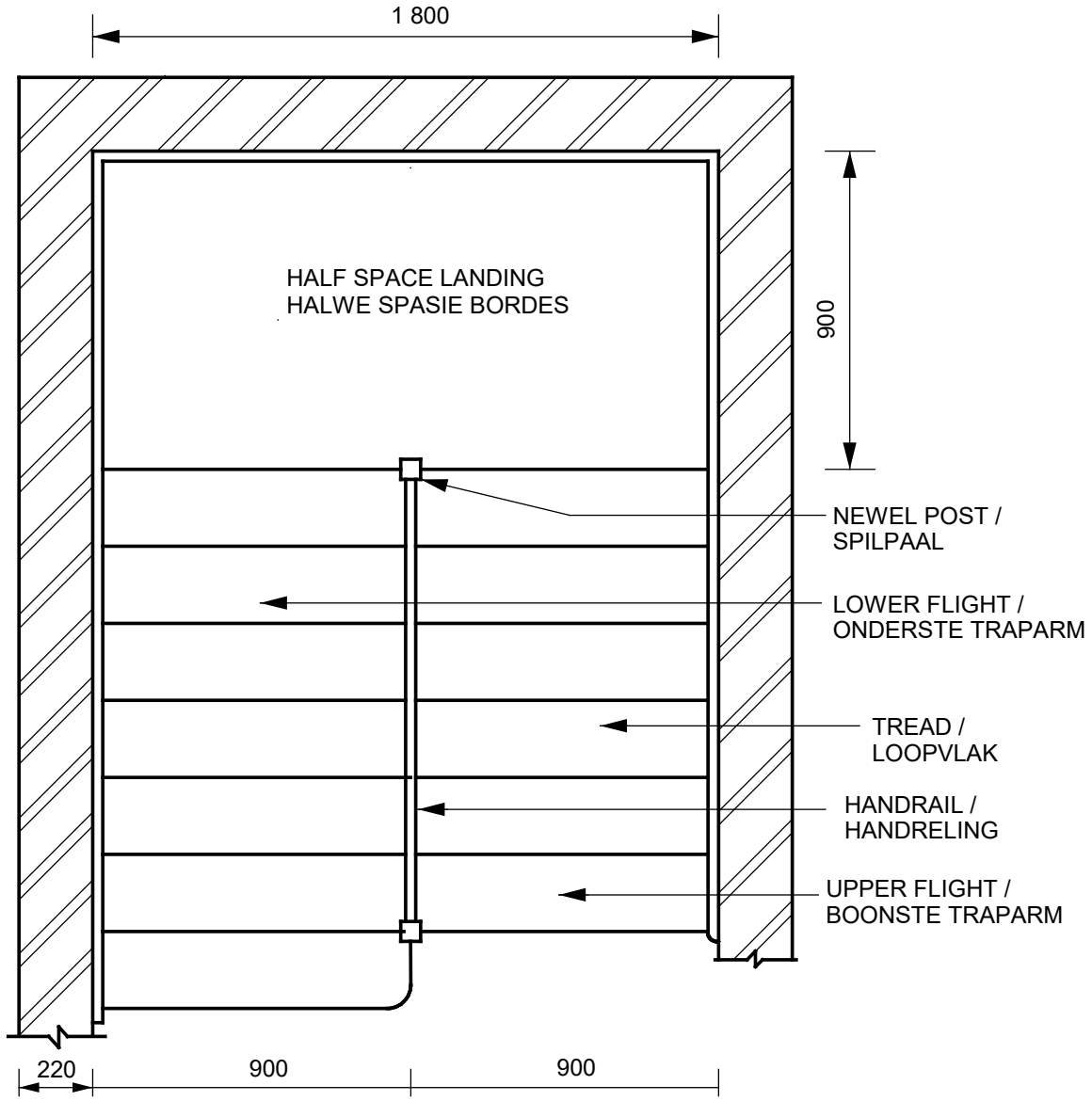

PLAN VIEW OF A HALF SPACE LANDING STAIR SCALE 1:20

PLAN VAN 'N HALWE SPASIE BORDES TRAP SKAAL 1:20

QUESTION 2: RUBRIC			
PART OF DRAWING	**MARKING CRITERIA**	**POSSIBLE MARK**	**REMARKS**
External wall	Correct position	3	
	Dimensioning	3	
	Labelling	1	
	Hatching	1	
Landing	Correct position	1	
	Dimensioning	1	
	Labelling	1	
	Hatching		
Treads	Correct position	4	
	Dimensioning	2	
	Labelling	1	
	Hatching		
Lower and upper flights	Correct position	4	
	Dimensioning	2	
	Labelling	2	
	Hatching		
Hand rail and newel post	Correct position	2	
	Dimensioning	2	
	Labelling	2	
	Hatching		
	Subtotal	32	
	Divide by	6,4	
Overall correctness		**5**	
Line work		**2**	
Accuracy		**2**	
Balanced layout and neatness		**1**	
TOTAL		**10**	

NOTE: NO marks should be allocated for any part of the drawing in the incorrect position other than the marks allocated for hatching of that component.

Marks should be allocated for neatness, correct title and scale if the drawing is completely incorrect.

Copyright reserved

SUMMARY

Marking criteria	Possible mark	Marker	Internal moderator	External moderator
Correct position	14			
Dimensions	10			
Labels	7			
Hatching	1			
Subtotal	**32**			
Divide by	**6,4**			
Overall correctness	**5**			
Line work	**2**			
Accuracy	**2**			
Balanced layout and neatness	**1**			
TOTAL	**10**			

QUESTION 3: STONE DRESSING TO OPENINGS

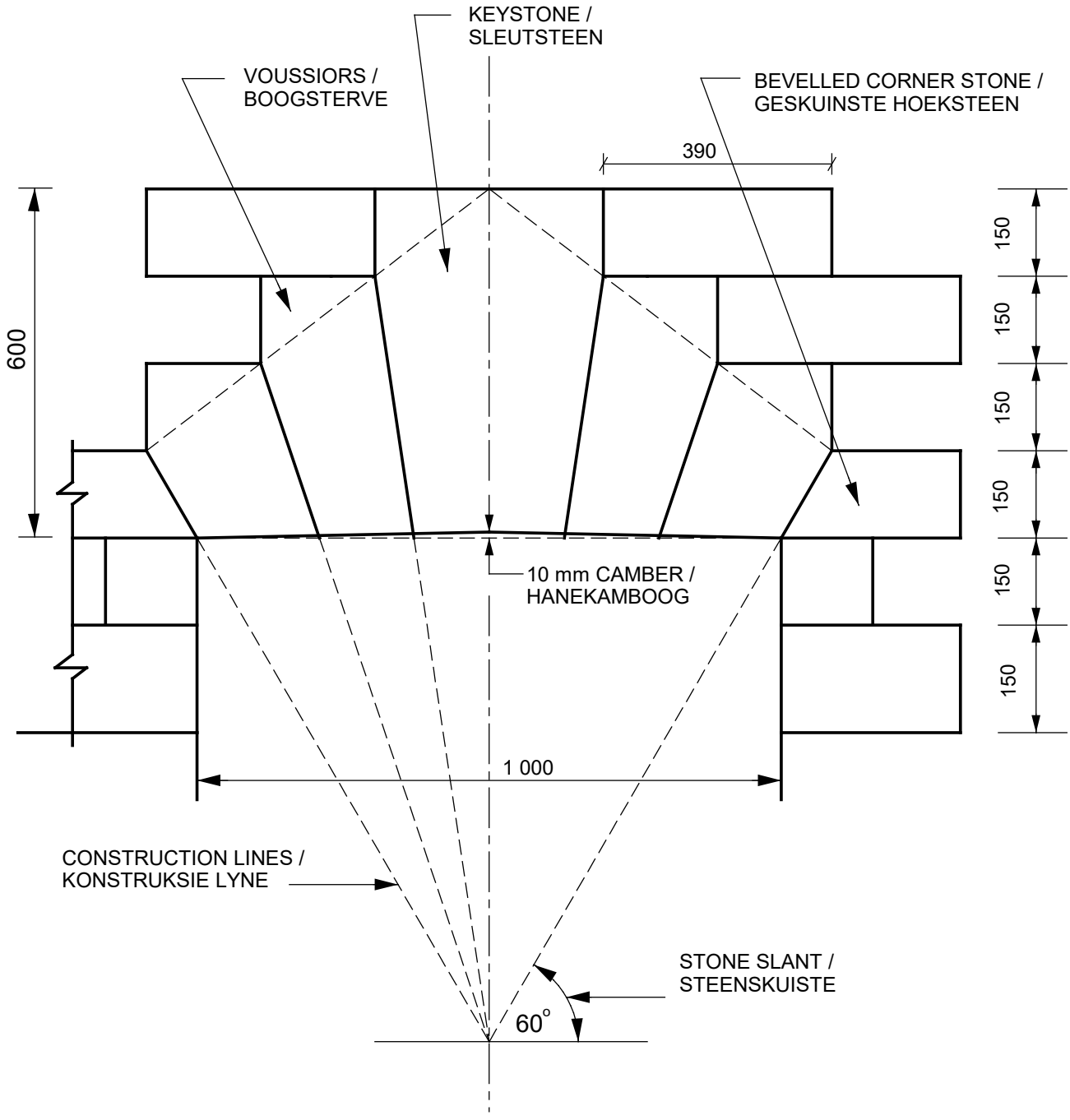

ELEVATION OF A FLAT ARCH WITH STEPPED EXTRADOS

SCALE 1:10

VOORAANSIG VAN 'N PLATBOOG MET SKUINSBOOGSTENE

SKAAL 1:10

QUESTION 3: RUBRIC			
PART OF DRAWING	**MARKING CRITERIA**	**POSSIBLE MARK**	**REMARKS**
Opening or span	Correct position	1	
	Dimensioning	1	
	Labelling	1	
	Hatching		
Camber and construction lines	Correct position	4	
	Dimensioning	1	camber
	Labelling	2	
	Hatching		
Keystone and corner stones	Correct position	4	
	Dimensioning	4	
	Labelling	2	
	Hatching		
Side stones	Correct position	4	
	Dimensioning	4	
	Labelling	1	
	Hatching		
Stone slant	Correct position	4	
	Dimensioning	2	
	Labelling	1	
	Hatching		
	Subtotal	36	
	Divide by	4,5	
Overall correctness		**8**	
Line work		**2**	
Accuracy		**4**	
Balanced layout and neatness		**2**	
TOTAL		**16**	

NOTE: NO marks should be allocated for any part of the drawing in the incorrect position other than the marks allocated for hatching of that component.

Marks should be allocated for neatness, correct title and scale if the drawing is completely incorrect.

Copyright reserved

SUMMARY

Marking criteria	Possible mark	Marker	Internal moderator	External moderator
Correct position	17			
Dimensions	12			
Labels	7			
Hatching				
Subtotal	**36**			
Divide by	**4,5**			
Overall correctness	**8**			
Line work	**2**			
Accuracy	**4**			
Balanced layout and neatness	**2**			
TOTAL	**16**			

QUESTION 4: ROOF WORK – PITCHED ROOF WITH BROSELEY TILES

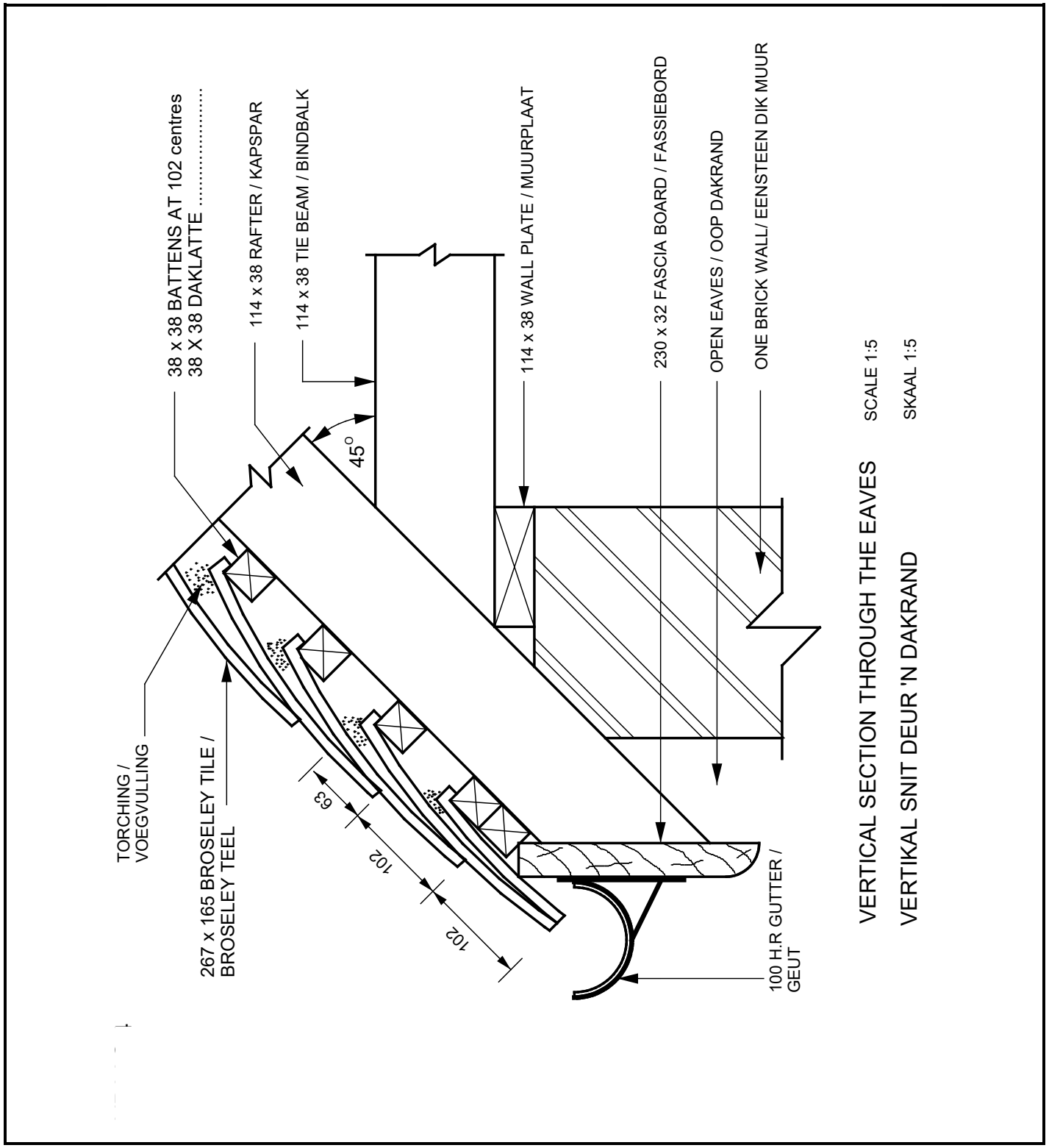

QUESTION 4: RUBRIC			
PART OF DRAWING	**MARKING CRITERIA**	**POSSIBLE MARK**	**REMARKS**
Pitch, rafter, tie beam and wall plate	Correct position	4	
	Dimensioning	4	
	Labelling	4	
	Hatching	1	wall plate
Fascia and gutter	Correct position	2	
	Dimensioning	2	
	Labelling	2	
	Hatching		
Open eaves and overhang	Correct position	2	
	Dimensioning	2	
	Labelling	2	
	Hatching		
Battens and tiles	Correct position	2	
	Dimensioning	2	
	Labelling	2	
	Hatching	1	battens
Tile lap and torching	Correct position	2	
	Dimensioning	2	
	Labelling	2	
	Hatching	1	torching
	Subtotal	39	
	Divide by	4,875	
Overall correctness		**8**	
Line work		**2**	
Accuracy		**4**	
Balanced layout and neatness		**2**	
TOTAL		**16**	

NOTE: NO marks should be allocated for any part of the drawing in the incorrect position other than the marks allocated for hatching of that component.

Marks should be allocated for neatness, correct title and scale if the drawing is completely incorrect.

Copyright reserved

SUMMARY

Marking criteria	Possible mark	Marker	Internal moderator	External moderator
Correct position	12			
Dimensions	12			
Labels	12			
Hatching	3			
Subtotal	**39**			
Divide by	**4,875**			
Overall correctness	**8**			
Line work	**2**			
Accuracy	**4**			
Balanced layout and neatness	**2**			
TOTAL	**16**			

QUESTION 5: STEEL BEAM AND CONCRETE FLOOR

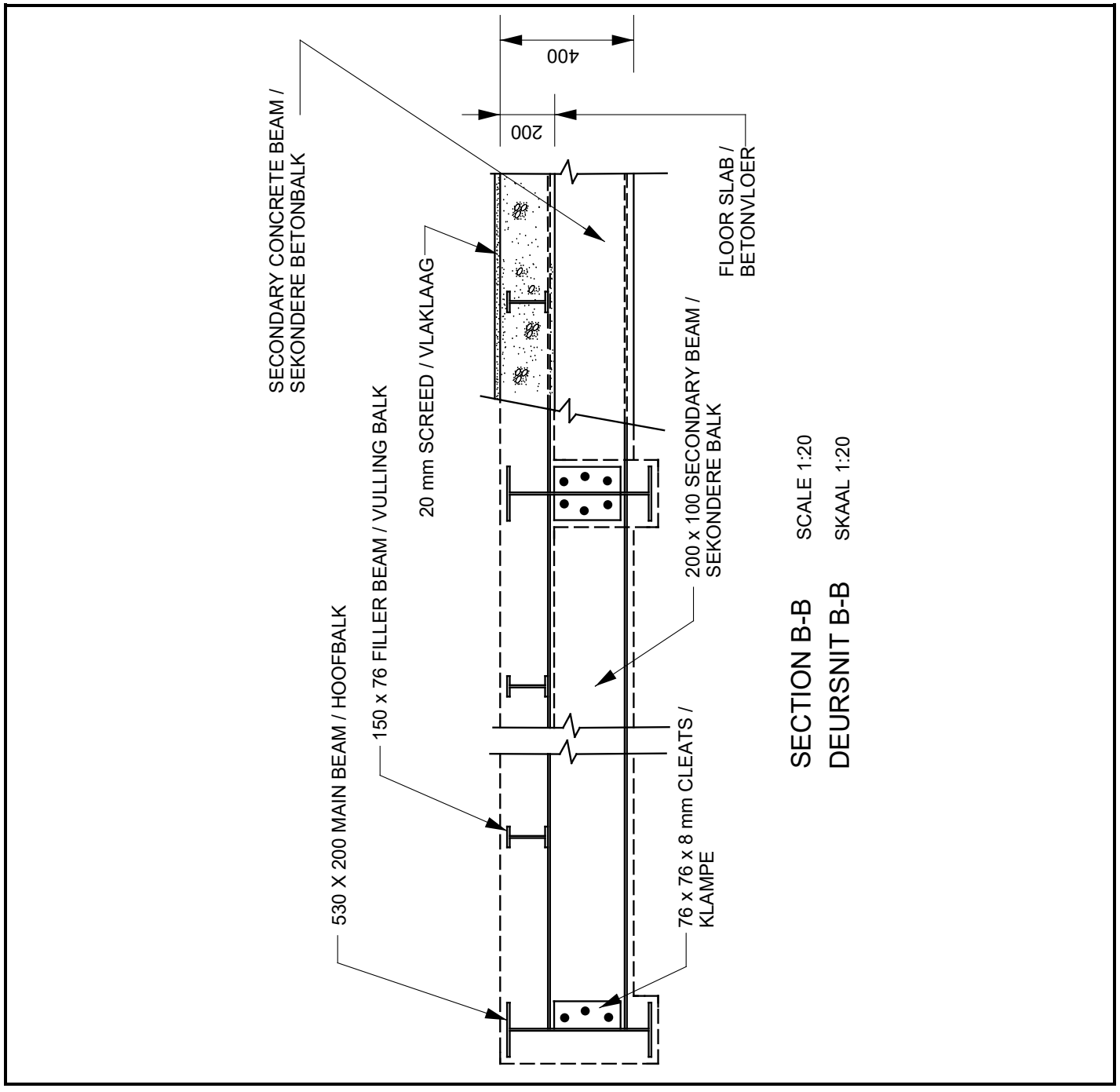

QUESTION 5: RUBRIC			
PART OF DRAWING	**MARKING CRITERIA**	**POSSIBLE MARK**	**REMARKS**
Main beam	Correct position	4	
	Dimensioning	2	
	Labelling	1	
	Hatching		
Secondary beam	Correct position	4	
	Dimensioning	2	
	Labelling	1	
	Hatching		
Filler beam	Correct position	4	
	Dimensioning	2	
	Labelling	1	
	Hatching		
Cleats	Correct position	4	
	Dimensioning	2	
	Labelling	1	
	Hatching		
Concrete floor and screed	Correct position	4	
	Dimensioning	2	
	Labelling	2	
	Hatching	2	
	Subtotal	38	
	Divide by	4,75	
Overall correctness		**8**	
Line work		**2**	
Accuracy		**4**	
Balanced layout and neatness		**2**	
TOTAL		**16**	

NOTE: NO marks should be allocated for any part of the drawing in the incorrect position other than the marks allocated for hatching of that component.

Marks should be allocated for neatness, correct title and scale if the drawing is completely incorrect.

Copyright reserved

SUMMARY

Marking criteria	Possible mark	Marker	Internal moderator	External moderator
Correct position	20			
Dimensions	10			
Labels	6			
Hatching	2			
Subtotal	**38**			
Divide by	**4,75**			
Overall correctness	**8**			
Line work	**2**			
Accuracy	**4**			
Balanced layout and neatness	**2**			
TOTAL	**16**			

QUESTION 6: COLD WATER SUPPLY FOR A DOUBLE STOREY

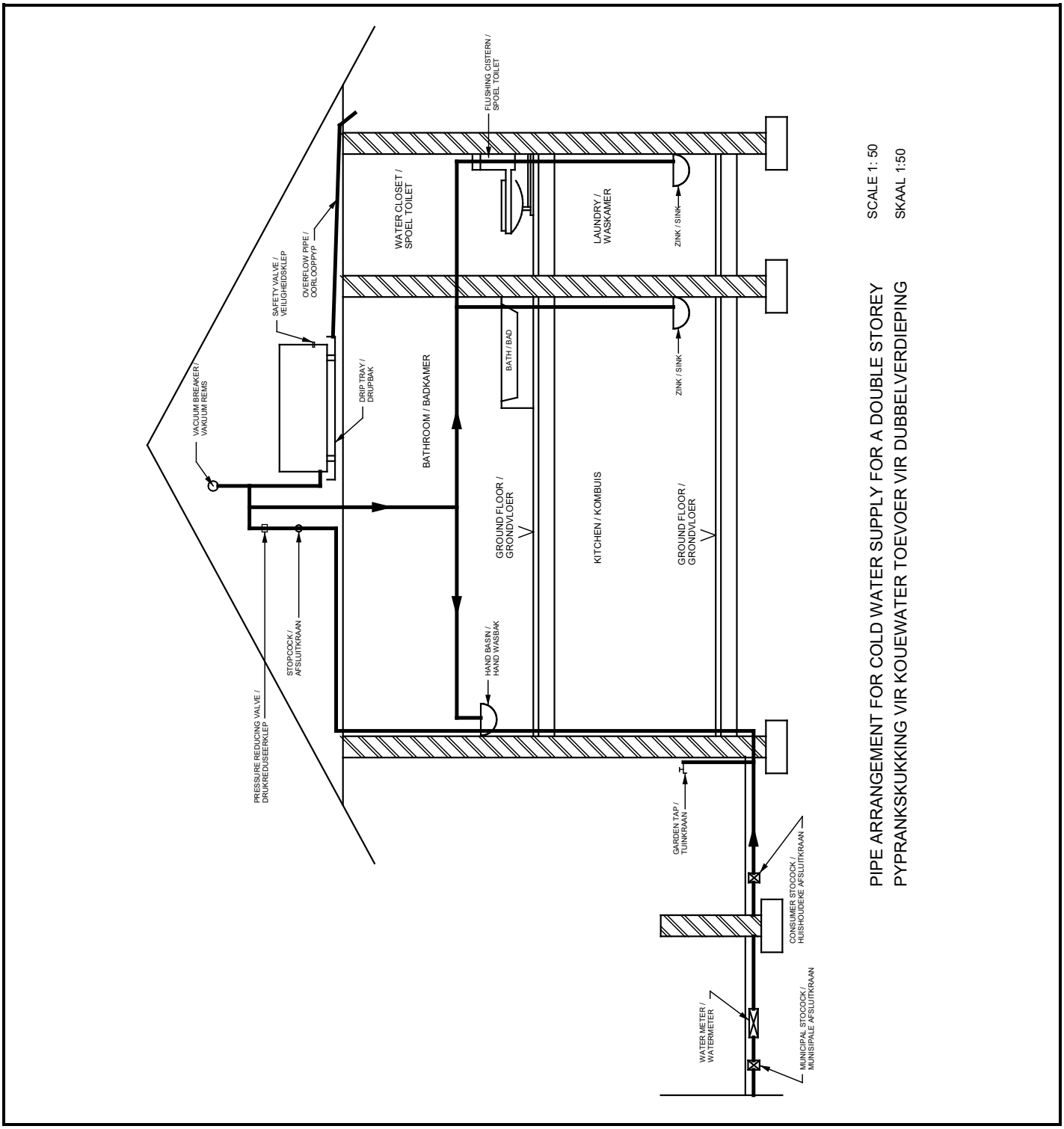

QUESTION 6: RUBRIC			
PART OF DRAWING	**MARKING CRITERIA**	**POSSIBLE MARK**	**REMARKS**
Supply to geyser, bath, hand basin and toilet	Correct position	5	
	Dimensioning		
	Labelling		
	Hatching		
Draw-off points to hand basin, bath and sink	Correct position	3	
	Dimensioning		
	Labelling		
	Hatching		
Stopcocks at consumer supply, municipality supply, toilet and geyser	Correct position	4	
	Dimensioning		
	Labelling		
	Hatching		
Water meter	Correct position	2	
	Dimensioning		
	Labelling		
	Hatching		
Boundary wall	Correct position	2	
	Dimensioning		
	Labelling		
	Hatching		
	Subtotal	16	
	Divide by	3,2	
Overall correctness		**5**	
Line work		**1**	
Accuracy		**3**	
Balanced layout and neatness		**1**	
TOTAL		**10**	

NOTE: NO marks should be allocated for any part of the drawing in the incorrect position other than the marks allocated for hatching of that component.

Marks should be allocated for neatness, correct title and scale if the drawing is completely incorrect.

Copyright reserved

SUMMARY

Marking criteria	Possible mark	Marker	Internal moderator	External moderator
Correct position	16			
Dimensions				
Labels				
Hatching				
Subtotal	**16**			
Divide by	**3,2**			
Overall correctness	**5**			
Line work	**1**			
Accuracy	**3**			
Balanced layout and neatness	**1**			
TOTAL	**10**			

QUESTION 7: FLOOR FINISHES



STRETCHER BOND PATTERN / STRYKVERBANDPATROON

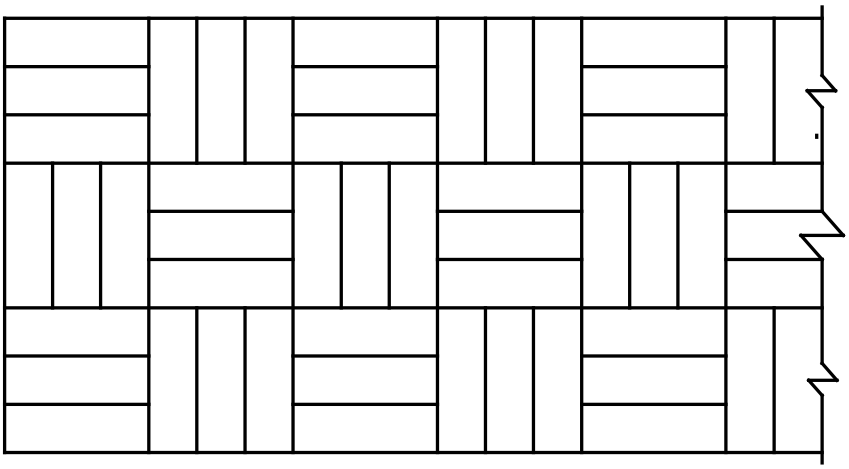

BASKET PATTERN / VLEGPATROON



HERRINGBONE PATTERN / VISGRAATPATROON

QUESTION 7: RUBRIC			
PART OF DRAWING	**MARKING CRITERIA**	**POSSIBLE MARK**	**REMARKS**
7.1 Stretcher bond pattern	Correct bond	3	
	Dimensioning		
	Labelling	1	
	Hatching		
7.2 Basket pattern	Correct bond	3	
	Dimensioning		
	Labelling	1	
	Hatching		
7.3 Herringbone pattern	Correct position	3	
	Dimensioning		
	Labelling	1	
	Hatching		
	Subtotal	12	
	Divide by	2	
Overall correctness		**6**	
Line work		**2**	
Accuracy		**2**	
Balanced layout and neatness		**2**	
TOTAL		**12**	

NOTE: NO marks should be allocated for any part of the drawing in the incorrect position other than the marks allocated for hatching of that component.

Marks should be allocated for neatness, correct title and scale if the drawing is completely incorrect.

Copyright reserved

SUMMARY

Marking criteria	Possible mark	Marker	Internal moderator	External moderator
Correct bond	9			
Dimensions				
Labels	3			
Hatching				
Subtotal	**12**			
Divide by	**2**			
Overall correctness	**6**			
Line work	**2**			
Accuracy	**2**			
Balanced layout and neatness	**2**			
TOTAL	**12**			

QUESTION 8: WALL PANELLING

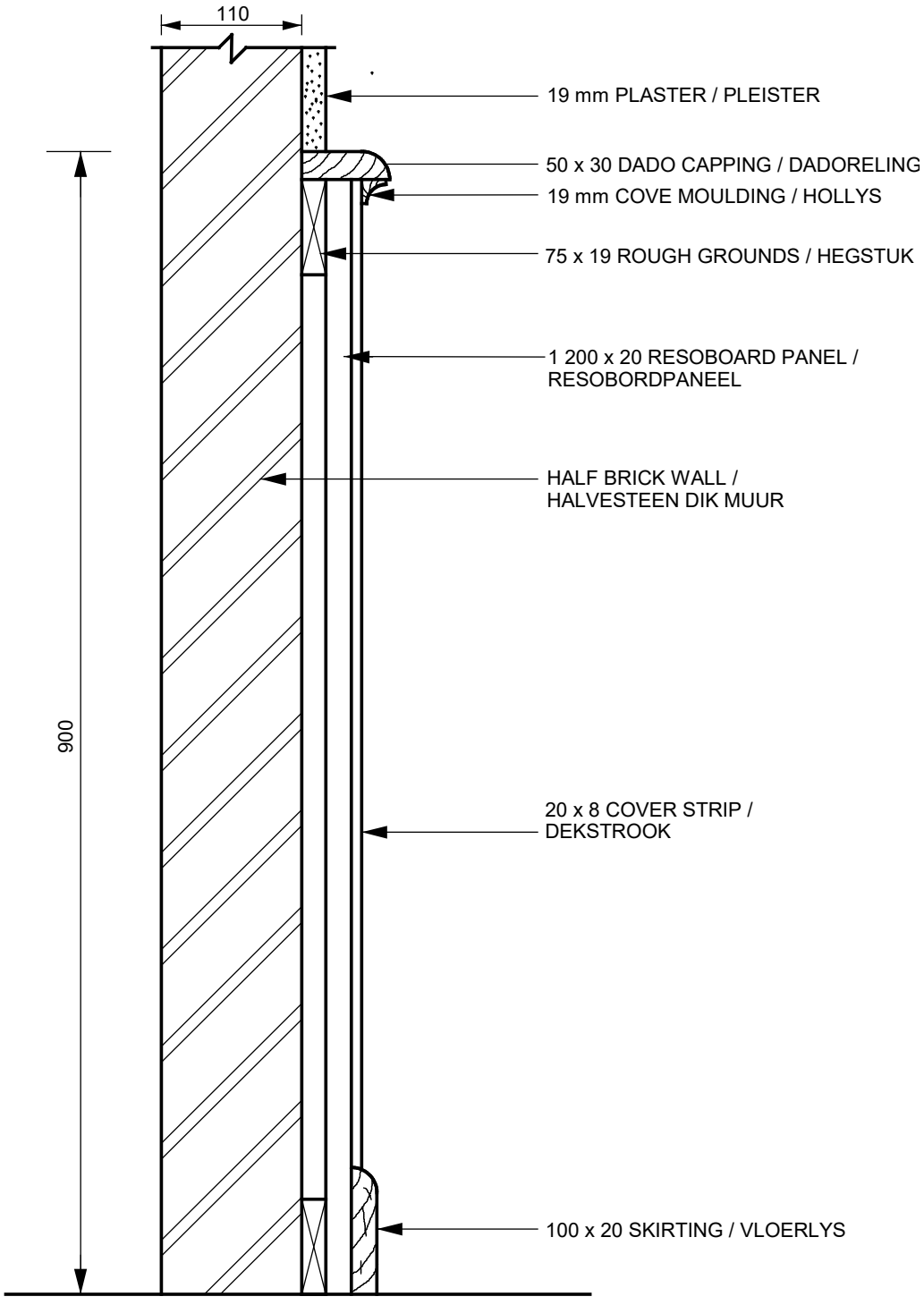

SECTION A-A SCALE 1:5

DEURSNIT A-A SKAAL 1:5

QUESTION 8: RUBRIC			
PART OF DRAWING	**MARKING CRITERIA**	**POSSIBLE MARK**	**REMARKS**
Wall and plaster	Correct position	3	
	Dimensioning	3	
	Labelling	3	
	Hatching	2	
Rough grounds	Correct position	1	
	Dimensioning	1	
	Labelling	1	
	Hatching	1	
Resoboard, cover strip and skirting	Correct position	3	
	Dimensioning	3	
	Labelling	3	
	Hatching	1	skirting
Dado capping	Correct position	1	
	Dimensioning	1	
	Labelling	1	
	Hatching	1	
Cove mould	Correct position	1	
	Dimensioning	1	
	Labelling	1	
	Hatching	1	
	Subtotal	33	
	Divide by	6,6	
Overall correctness		**5**	
Line work		**1**	
Accuracy		**3**	
Balanced layout and neatness		**1**	
TOTAL		**10**	

NOTE: NO marks should be allocated for any part of the drawing in the incorrect position other than the marks allocated for hatching of that component.

Marks should be allocated for neatness, correct title and scale if the drawing is completely incorrect.

Copyright reserved

SUMMARY

Marking criteria	Possible mark	Marker	Internal moderator	External moderator
Correct position	9			
Dimensions	9			
Labels	9			
Hatching	6			
Subtotal	**33**			
Divide by	**6,6**			
Overall correctness	**5**			
Line work	**1**			
Accuracy	**3**			
Balanced layout and neatness	**1**			
TOTAL	**10**			

TOTAL: 100

Copyright reserved