higher education & training

Department:
Higher Education and Training
REPUBLIC OF SOUTH AFRICA

MARKING GUIDELINE

NATIONAL CERTIFICATE

BUILDING DRAWING N1

9 April 2021

This marking guideline consists of 10 pages.

Copyright reserved

QUESTION 1

1.1

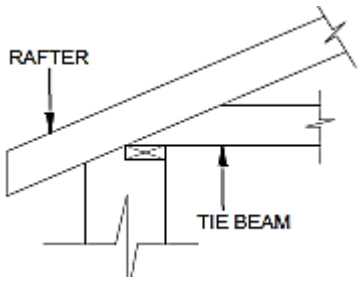

1.2

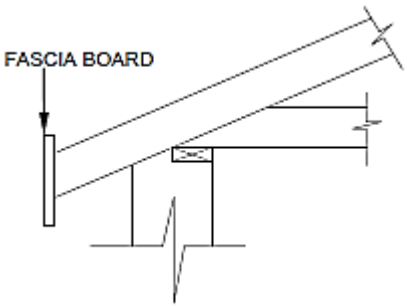

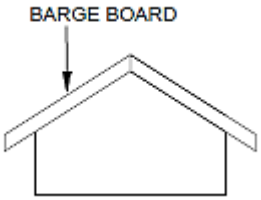

1.3

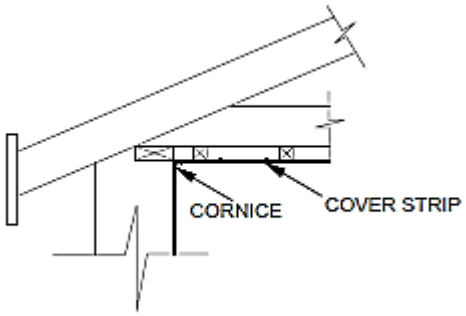

Copyright reserved

1.4

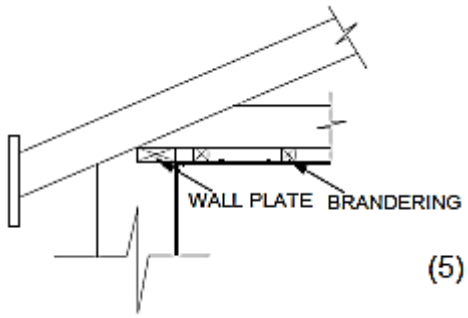

(5)

MARKING CRITERIA	POSSIBLE MARKS	REMARKS
RAFTER AND TIE BEAM	5	
FASCIA AND BARGE BOARD	5	
CORNICE COVER STRIP	5	
WALL PLATE BRANDERING	5	
TOTAL	20	

(5 × 4) **[20]**

QUESTION 2

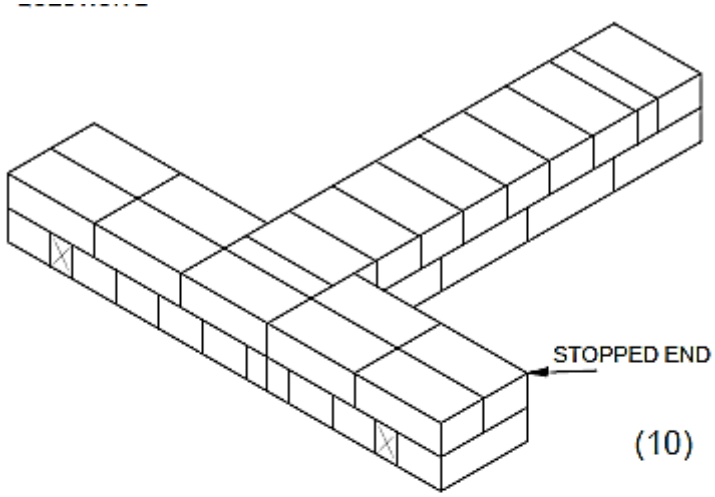

(10)

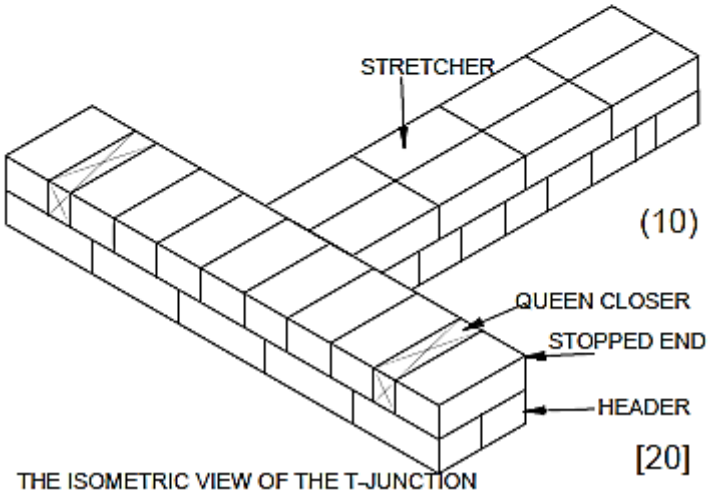

(10)

[20]

THE ISOMETRIC VIEW OF THE T-JUNCTION BUILT IN ENGLISH BOND

[20]

QUESTION 2: ISOMETRIC VIEW OF A T-JUNCTION IN ENGLISH BOND

PART OF DRAWING	MARKING CRITERIA	POSSIBLE MARK	REMARKS
Isometric view	Axis correct	6	
Course 1	Brick pattern correct	4	Top view
	Brick pattern correct	6	Front view
	T-junction correct	4	
	Stop ends correct	3	
	Queen closer position	2	
	Brick sizes correct	4	
	Neatness	2	
	Labels	8	
	Total	39	
Course 2	Brick pattern correct	4	Top view
	Brick pattern correct	6	Front view
	T-junction correct	4	
	Stop ends correct	3	
	Queen closer position	2	
	Brick sizes correct	4	
	Neatness	2	
	Labels	8	
	Views drawn below each other	2	
	Total	35	
	Add 2 totals	**74**	
	Divide total by 4,62	**16**	
	Overall impression	**2**	
	Title	**1**	
	Scale	**1**	
	GRAND TOTAL	**20**	

Copyright reserved

QUESTION 3

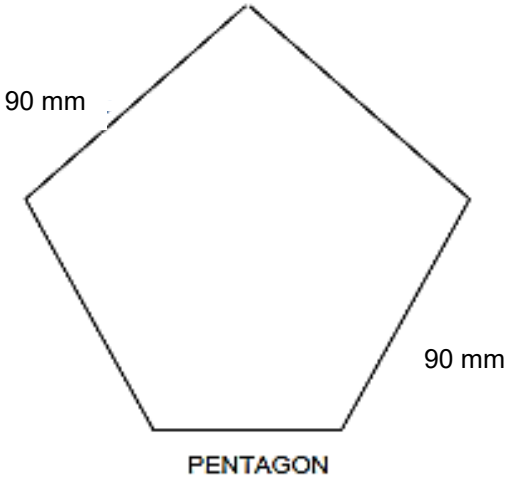

MARKING CRITERIA	POSSIBLE MARKS	REMARKS
CORRECTNESS	3	
5 EQUAL SIDES	3	
SIZE CORRECT	3	
SCALE	1	
TOTAL	10	

[10]

QUESTION 4

4.1 Set squares
4.2 T-square
4.3 Clutch pencil
4.4 Soft eraser
4.5 Scale ruler
4.6 Compass
4.7 Erasing shield
4.8 Masking tape
4.9 Harder eraser
4.10 Protractor

(10 × 1) **[10]**

Copyright reserved

QUESTION 5

5.1



(10)

THE TOP VIEW OF THE DOOR
Scale 1:2

5.2

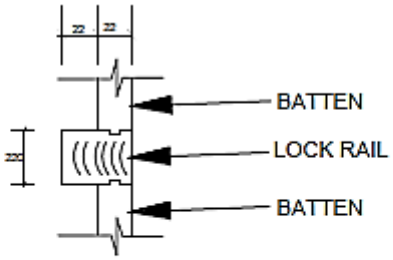

(10)

A VERTICAL SECTION THROUGH THE LOCK RAIL
Scale 1:2

[20]

QUESTION 5: DOORS

	PART OF THE DRAWING	MARKING CRITERIA	POSSIBLE MARK	REMARKS
5.1	Top rail, Stile and Battens	Correct position	11	Stile × 2 Battens × 8
		Correct size	11	Stile × 2 Battens × 8
		Correct shape	11	Stile × 2 Battens × 8
		Hatching	10	
		Labelling	3	
		Neatness	3	
		TOTAL	49	
5.2	Lock rail, Batten	Correct position	3	Batten x 2 (top and bottom)
		Correct size	3	
		Correct shape	3	
		Hatching	1	
		Labelling	3	
		Neatness	3	
		TOTAL	16	
		Add 2 totals	65	
		Divide total by 4,33	15	
		Overall impression	3	
		Title	1	
		Scale	1	
		GRAND TOTAL	**20**	

Copyright reserved

QUESTION 6

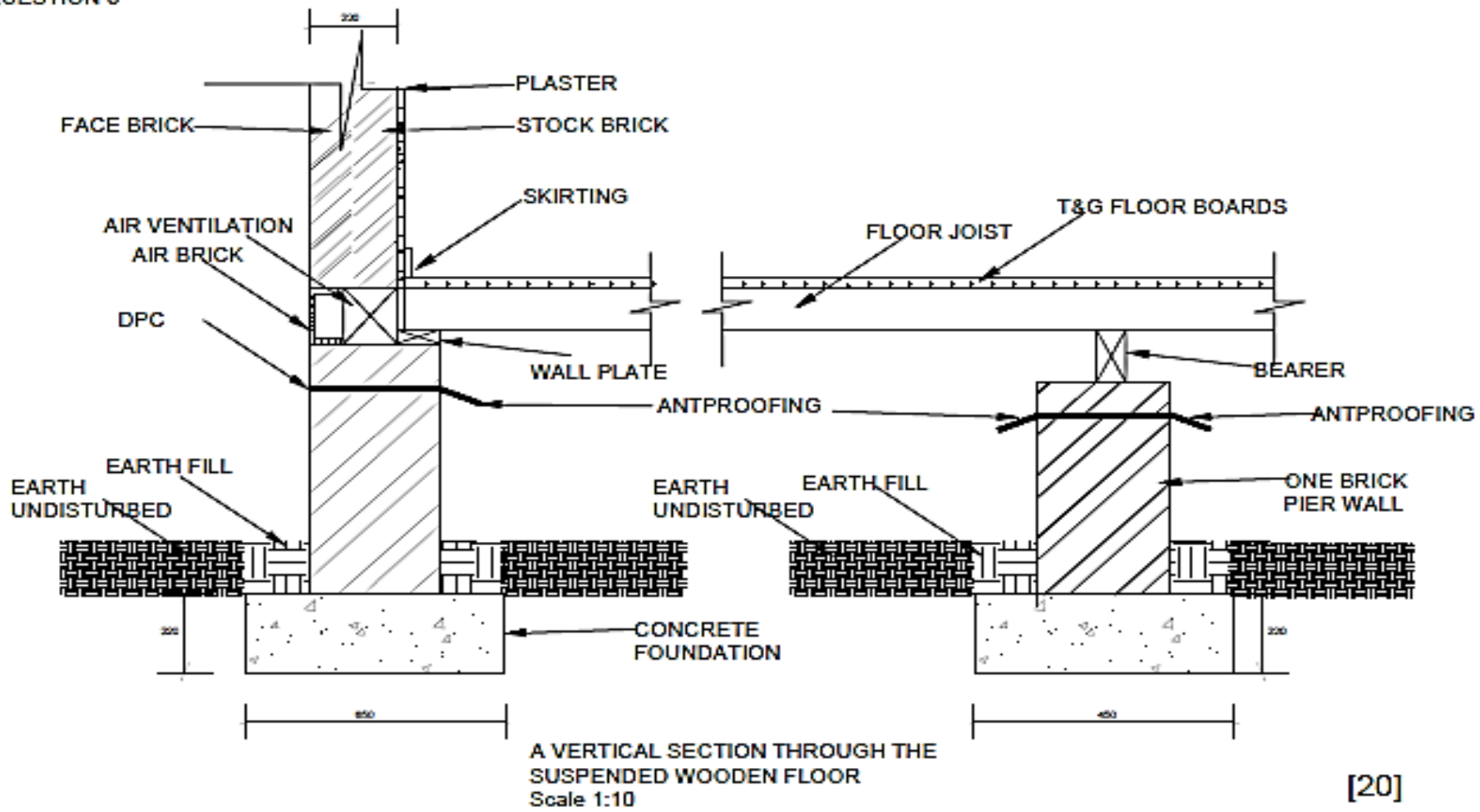

A VERTICAL SECTION THROUGH THE SUSPENDED WOODEN FLOOR
Scale 1:10

[20]

TOTAL: 100

Copyright reserved

NAME: _____

ID NUMBER: _____

QUESTION 6

RUBRIC FOR QUESTION 6: INTERIOR WALL AND FLOOR

PART OF DRAWING	MARKING CRITERIA	POSSIBLE MARK	REMARKS
CONCRETE FOUNDATION AND FOUNDATION WALL	Correct position	2	
	Correct size	2	
	Seven courses high	7	
	Hatching	2	
	Labelling	2	
	Neatness	2	
WALL AND PLASTER	Correct position	3	
	Correct size	3	
	Hatching	3	
	Labelling	3	
	Neatness	3	
HARDCORE AND CONCRETE BED	Correct position	2	
	Correct size	2	
	Hatching	2	
	Spacing	2	
	Labelling	2	
WALL PLATE AND FLOOR BATTENS	Neatness	4	
	Correct size	4	
	Hatching	4	
	Spacing	2	
	Labelling	2	
	Neatness	4	
FLOOR JOIST BOTH SIDES	Correct position	2	
	Correct size	2	
	Labelling	2	
	Neatness	2	
FLOOR BOARDS AND SKIRTINGS	Correct position	4	
	Correct size	4	
	Hatching	2	
	Labelling	4	
	Neatness	4	
GROUND LEVEL AND DPM	Correct position	5	
	Correct size	2	
	Hatching	4	
	Labelling	4	
	Neatness	4	
	TOTAL	**107**	
	Divide total by 6,68	**16**	
	Overall impression	**2**	
	Title	**1**	
	Scale	**1**	
	GRAND TOTAL	**20**	

NOTE: No marks should be allocated for any part of the drawing which is drawn in the incorrect position.
No marks should be allocated for overall impression; title; and scale if the drawing is completely incorrect

Copyright reserved