higher education & training

Department:
Higher Education and Training
REPUBLIC OF SOUTH AFRICA

MARKING GUIDELINE

NATIONAL CERTIFICATE

BRICKLAYING AND PLASTERING THEORY N2

6 APRIL 2018

This marking guideline consists of 6 pages.

Copyright reserved

QUESTION 1

1.1 True
1.2 True
1.3 False
1.4 True
1.5 False
1.6 False
1.7 True
1.8 True
1.9 False
1.10 True

(10 × 1) **[10]**

QUESTION 2

2.1 To prevent water from entering the wall from the top (1)

2.2
- Brick coping
- Precast coping
- Dressed stone coping
- Tile creasing with brick on edge (4)

2.3

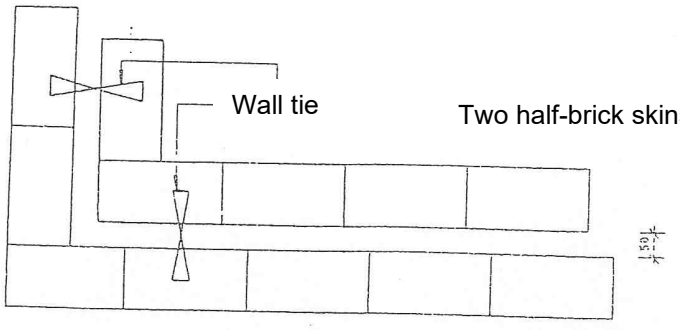

Scale: 1
Two bricks: 2
Bond: 3
Shape: 2
Wall tie: 1

FIRST COURSE

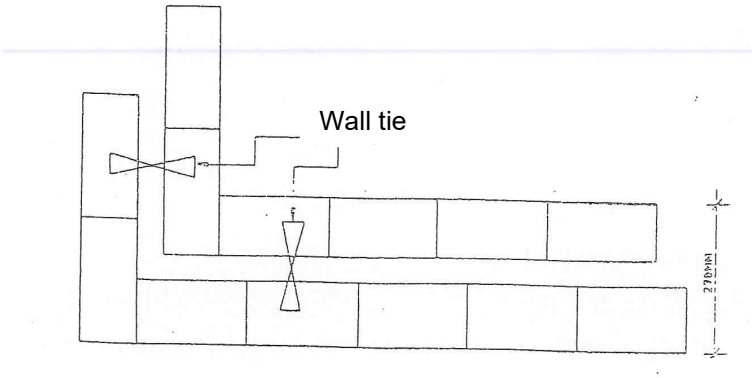

Scale:	**1**
Two bricks:	**2**
Bond:	**3**
Shape:	**2**
Wall tie:	**1**

SECOND COURSE

ALTERNATE PLAN COURSE OF A CORNER IN A 270 mm CAVITY WALL

(9 × 2) (18)
[23]

QUESTION 3

3.1
- Ensure that the topping is free of hard projections.
- Prepare the adhesive.
- Shoot a chalk line down the centre of the room.
- Use a serrated-edge trowel to apply adhesive along the chalk line.
- Use spacers to position the tiles from the centre outwards.
- Ensure that each tile is bedded solidly using a rubber hammer to tap the tile in position.
- Complete the laying of the whole tiles to cover the floor.
- Measure, cut and bed the tiles around the edges.
- Allow the tile work to dry overnight and remove the spacers.
- Mix the correct colour grout.
- Use a squeegee to fill the joints.
- Use a damp cloth to clean the tile surface. (12)

3.2
- Select a suitable stepladder.
- Clear the area of any obstructions and ensure a firm surface.
- Open the stepladder ensuring that the braces are fully extended.
- The stepladder is now ready for use. (4)

3.3
- Pressed-fibre boards
- Insulating boards
- Hardboard (3)

3.4 3.4.1 Gathering refers to the upper part of a fireplace✓ that gets smaller as it ascends to the size of the flue.✓

3.4.2 Rendering means laying a coat of plaster on brick✓ or stonework or it can refer to the coat of plaster that is laid.✓

3.4.3 Flaunching refers to the weathering to the top of a chimney,✓ usually of cement and tiles of slates.✓

(3 × 2) (6)
[25]

QUESTION 4

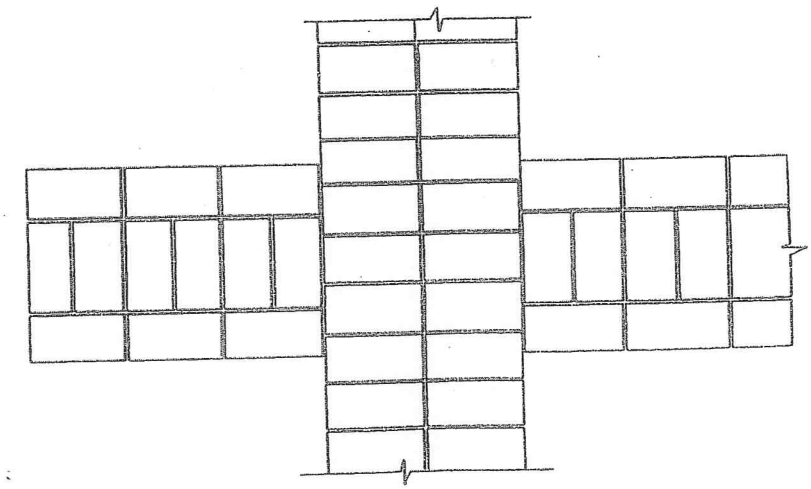

ENGLISH BOND

Scale: 2
Two bricks: 2
Correctness: 4
Bonding: 2

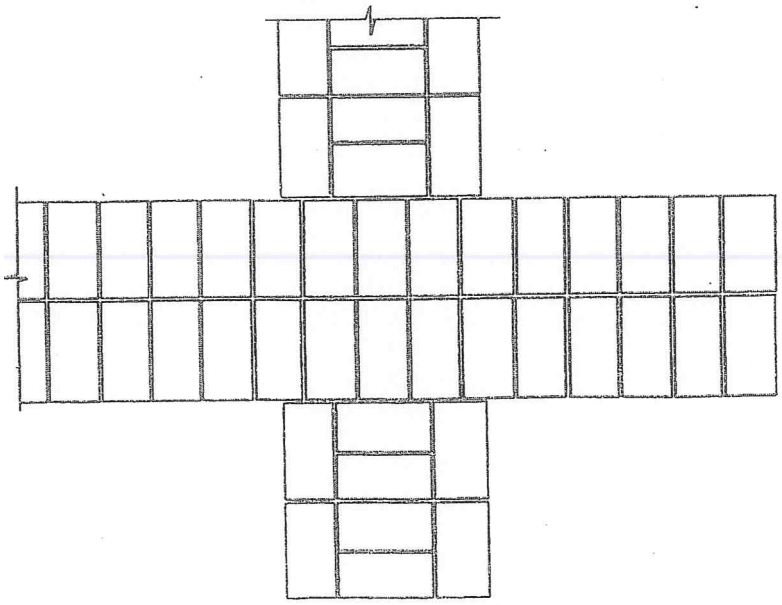

ALTERNATE PLAN COURSES

Scale: 2
Two bricks: 2
Correctness: 4
Bonding: 2

[20]

QUESTION 5

5.1 Weep holes are created in a cavity wall to drain moisture from the cavity. (1)

5.2 Ruled joints look neat✓ and seal the mortar joints to prevent water from penetrating.✓ (2)

5.3
- Serrated-edge trowel
- Tile-cutting machine
- Rod saw
- Tiler's hammer
- Spring dividers
- Chalk line
- Tile nipper
- Rubber mallet (6)

5.4 A trestle is a self-supporting stand for supporting boards to make a working platform. (1)
[10]

QUESTION 6

6.1
- The added water will weaken the surface.
- Adding extra water will cause crazing, debonding, dusting and scaling. (2)

6.2 6.2.1

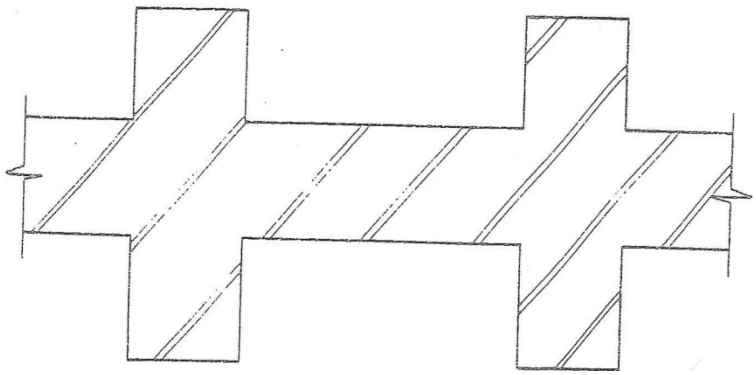

DOUBLE BREAST OF BACK-TO-BACK

Correctness: 2
Title 1

6.2.2

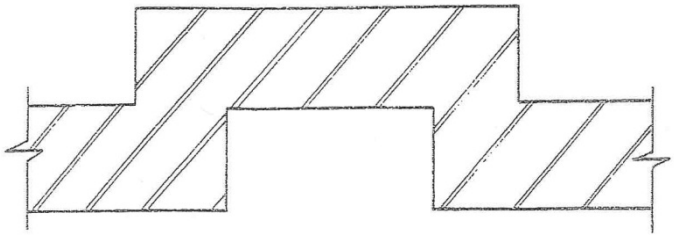

SINGLE-BREAST FIREPLACE

Correctness: 2
Title 1
(2 × 3) (6)

6.3
- Correct design of throat (100 × 203) and must be perpendicular over fire
- Horizontal smoke shelf
- Played sides
- Fireplace must be deep enough to prevent smoking (4)

[12]

TOTAL: 100

Copyright reserved