higher education & training

Department:
Higher Education and Training
REPUBLIC OF SOUTH AFRICA

MARKING GUIDELINE

NATIONAL CERTIFICATE

MAINTENANCE MANAGEMENT: FARMING N5

5 JUNE 2019

This marking guideline consists of 5 pages.

Copyright reserved

QUESTION 1

1.1
1.1.1 True
1.1.2 False
1.1.3 True
1.1.4 True
1.1.5 False
1.1.6 False
1.1.7 True
1.1.8 False
1.1.9 True
1.1.10 True

(10 × 1) (10)

1.2
A – Choke plate
B – Fuel inlet
C – Needle and seat
D – Float
E – Throttle plate

(5 × 1) (5)

1.3
- Allows fuel to enter carburettor
- Prevents fuel from entering carburettor
- Regulates amount of fuel entering the carburettor

(Any 2 × 1) (2)

1.4
1.4.1 distilled water
1.4.2 60
1.4.3 density

(3 × 1) (3)
[20]

QUESTION 2

2.1 Final stage of power transfer✓ from driving shaft to rear axles and then to wheels✓ (2)

2.2

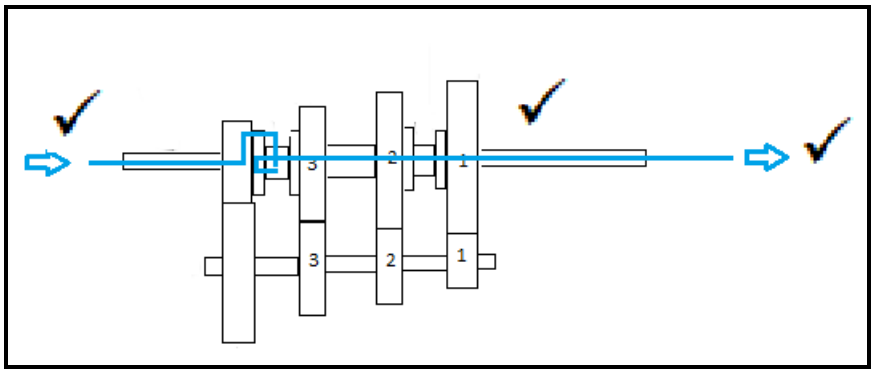

(3)

2.3 A – Upper control arm
B – Lower control arm
C – Ball joint

(3 × 1) (3)

2.4 2.4.1 D
2.4.2 A
2.4.3 B
2.4.4 E
2.4.5 C

(5 × 1) (5)

2.5 A – Half shaft
B – Crown wheel
C – Planet gear shaft
D – Side shaft gear
E – Final drive housing
F – Planet gear
G – Pinion gear

(7 × 1) (7)
[20]

QUESTION 3

3.1
- Neutral flame✓



✓✓

- Carburising flame✓



✓✓

- Oxidised flame✓



✓✓

(3 × 3) (9)

3.2 A – Pipe pressure gauge
B – Cylinder pressure gauge
C – Regulator valve
D – Pipe fitting
E – Cylinder fitting

(5 × 1) (5)

3.3

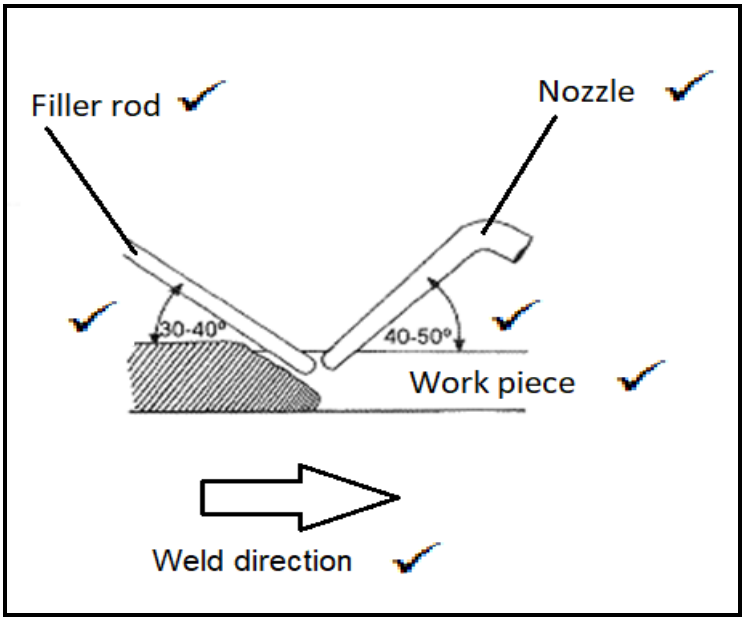

(6)
[20]

QUESTION 4

4.1
- Motor well-aligned, fitted
- Protected against overload and low currents
- Strongly bolted to the ground
- Not to be used in temperatures of more than 40 ºC
- Bearings greased according to manufacturer's specifications because too much grease damages motor windings. Sealed bearings need maintenance. Grease nipple on top of bearing needs to be greased regularly.
- Motor cover regularly needs cleaning to keep ventilation holes clean. Strip motor and do the cleaning with cloth and brush, not air pressure. Pressed air will press the dust into the windings and cause motor failure.
- Sparks on brushes means replacement is needed. (Any 5 × 1) (5)

4.2 $3200 \times 0.4 = 1280W$✓
$9000 \times 0.05 = 450W$✓
$3000 \times 0.9 = 2700W$✓
$3000 \times 0.20 = 600W$✓
$3500 \times 0.3 = 1050W$✓
$Total\ load = 1280 + 450 + 2700 + 600 + 1050 = 6080W$✓
$\frac{6080}{1000} = 6.08kW$✓

(7 × 1) (7)

4.3 6,08 × 3,30 = R20 (1)

4.4 4.4.1 True
4.4.2 False

(2 × 1) (2)
[15]

QUESTION 5

5.1

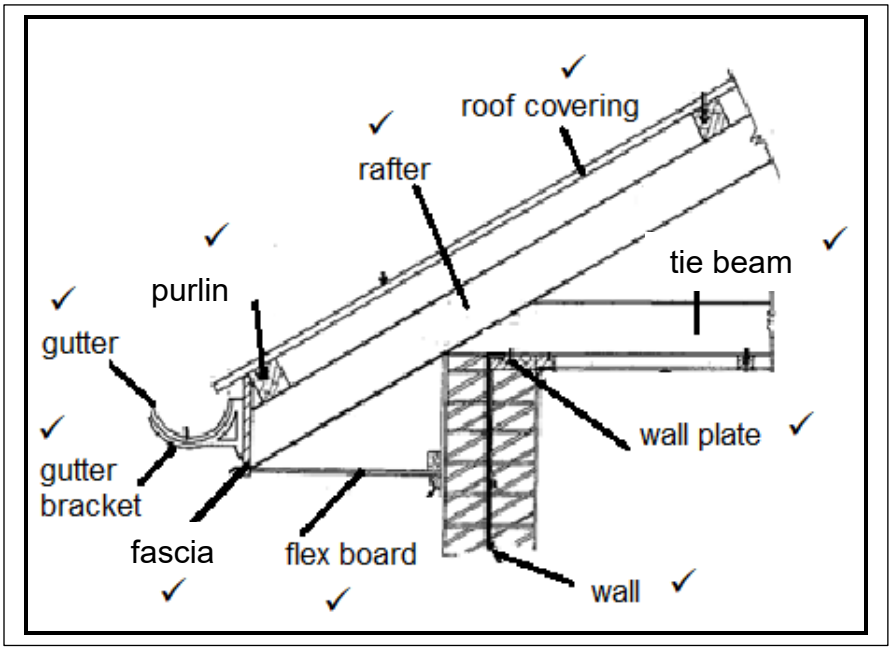

(10)

5.2
- For ventilation purposes to control humidity inside the roof
- For regulating the temperature inside the roof (2)

5.3	5.3.1	B		
	5.3.2	A		
	5.3.3	D		
	5.3.4	C		
	5.3.5	F		
	5.3.6	E		
	5.3.7	H		
	5.3.8	G		
	5.3.9	J		
	5.3.10	I		
			(10 × 1)	(10)
5.4	5.4.1	False		
	5.4.2	False		
	5.4.3	True		
			(3 × 1)	(3)
				[25]
			TOTAL:	**100**

Copyright reserved