higher education & training

Department:
Higher Education and Training
REPUBLIC OF SOUTH AFRICA

MARKING GUIDELINE

NATIONAL CERTIFICATE

INTRODUCTORY PATTERN CONSTRUCTION N4

19 NOVEMBER 2018

This marking guideline consists of 9 pages.

Copyright reserved

SECTION A

QUESTION 1

1.1 1.1.1 Straight line to indicate the direction to lay the pattern part on the fabric. Indicated close to the centre front and centre back or in the middle of the pattern.

1.1.2 The ends of the straight lines are bent with arrows points towards the edge line of the pattern part. This is to indicate that the pattern must be placed on the fold of the fabric.

1.1.3 The distance between the fitting lines and the cutting lines or pattern edge. This indicates the seam width.

1.1.4 Small triangular markings indicating the matching points/balance points for the matching of parts of a garment.

1.1.5 A double row of broken lines on both sides of the fitting line with an x at the beginning and at the end indicate the position of gathers and the distance (where to start and stop) use.

(5 × 2) (10)

1.2 1.2.1 Bust
1.2.2 Waist
1.2.3 Hips
1.2.4 Across back
1.2.5 Shoulder width

(5 × 2) (10)

1.3 1.3.1 1,5/1 cm
1.3.2 2 cm
1.3.3 0,5 cm/5 mm
1.3.4 4 cm
1.3.5 1 cm

(5 × 2) (10)
[30]

QUESTION 2

2.1

2.1.1	C	
2.1.2	B	
2.1.3	D	
2.1.4	C	
2.1.5	A	
2.1.6	D	
2.1.7	C	
2.1.8	A	
2.1.9	B	
2.1.10	C	
		(10 × 1) (10)

2.2

- Name of pattern
- Name of pattern piece
- Cutting instructions/Cut x
- Size
- Style No.
- Operational instructions
- Cutting direction
- Seam allowance
- On a fold/Fold brackets
- Number of pattern pieces

(Any 5 × 2) (10)
[20]

TOTAL SECTION A: 50

SECTION B

QUESTION 3

3.1

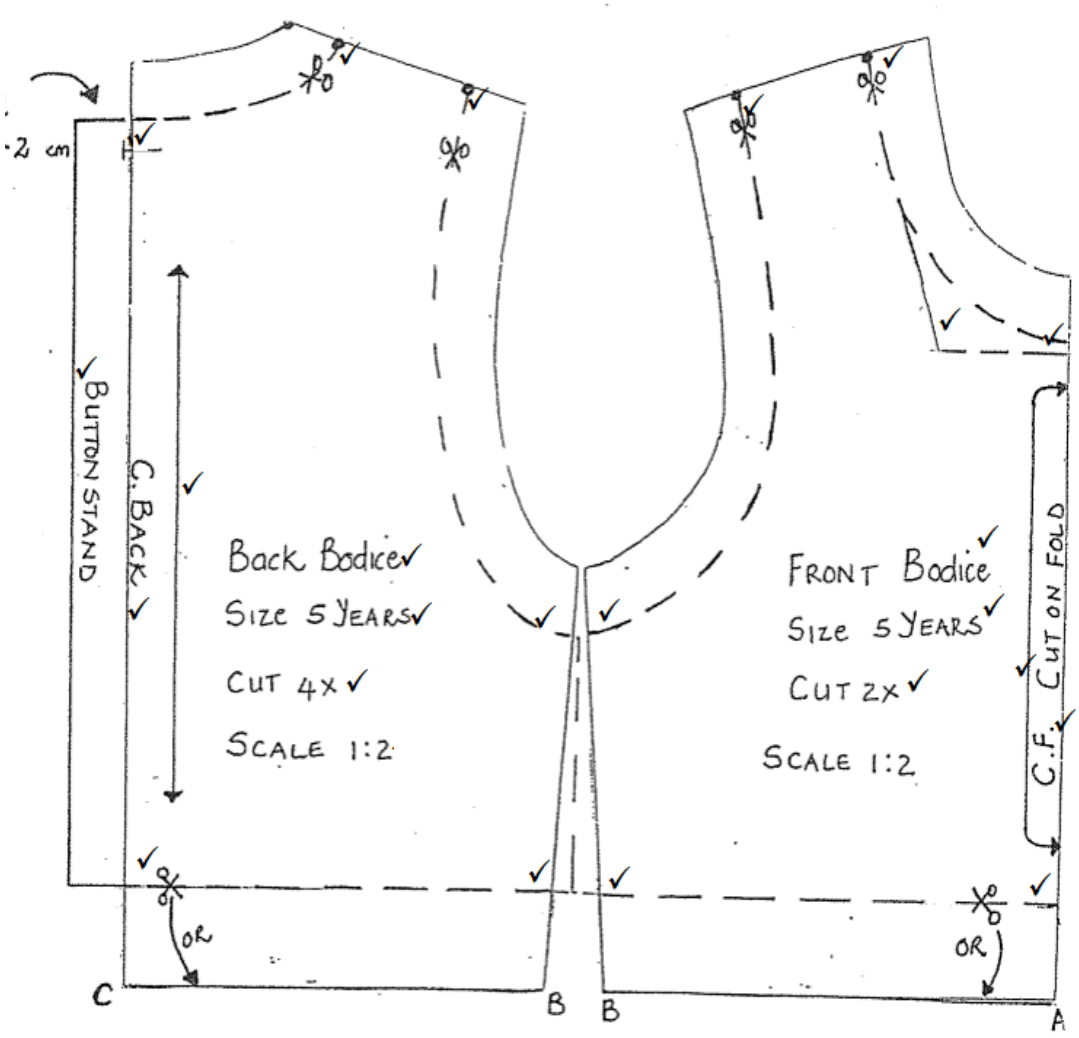

(24)

3.2

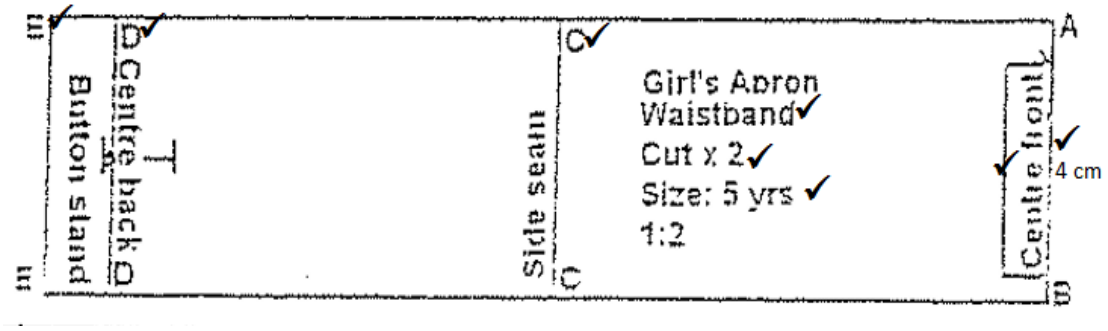

(8)

3.3

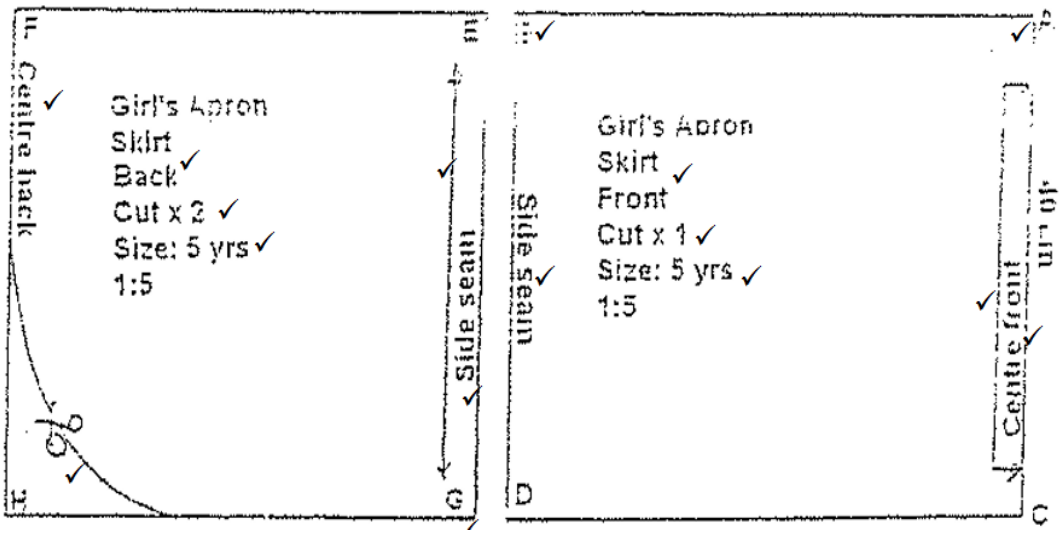
Centre back
Girl's Apron
Skirt
Back
Cut x 2
Size: 5 yrs
1:5
Side seam
Side seam
Girl's Apron
Skirt
Front
Cut x 1
Size: 5 yrs
1:5
Centre front
40 cm
A
B
C
D
E
F
G

(16)
[48]

QUESTION 4

4.1 4.1.1

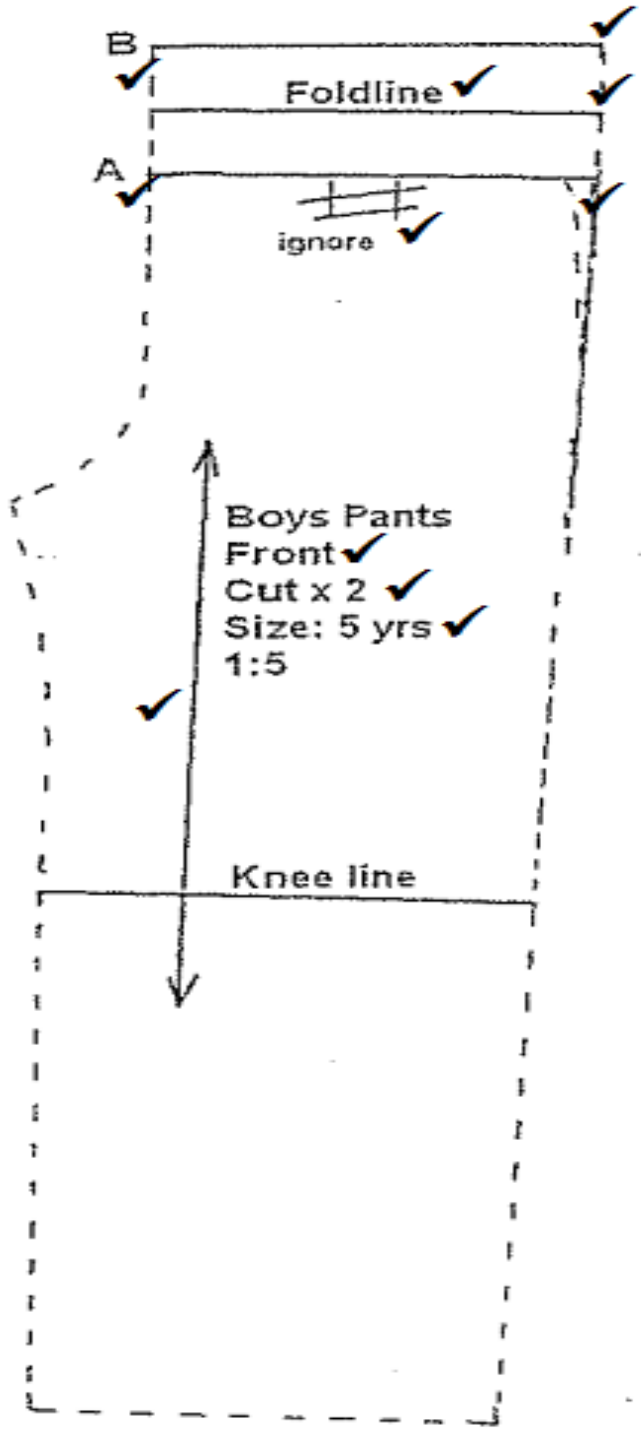

(11)

4.1.2

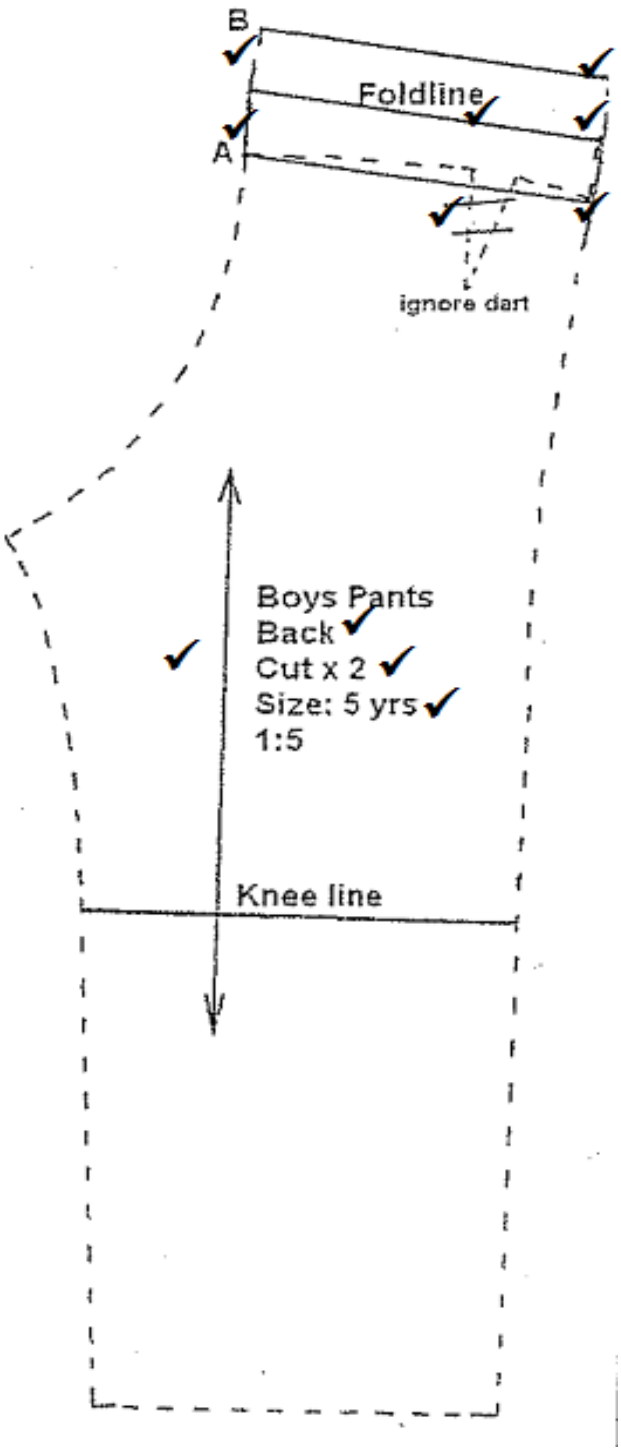
B
Foldline
A
ignore dart
Boys Pants
Back
Cut x 2
Size: 5 yrs
1:5
Knee line

(11)

4.2 4.2.1

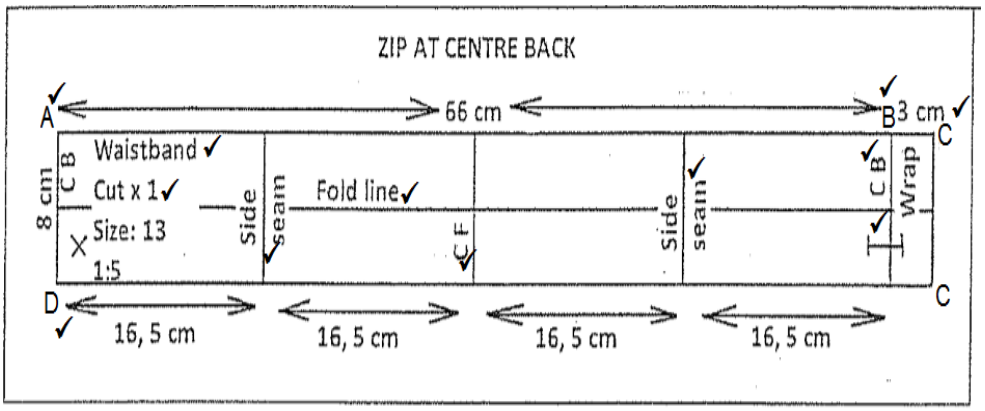

(12)

4.2.2

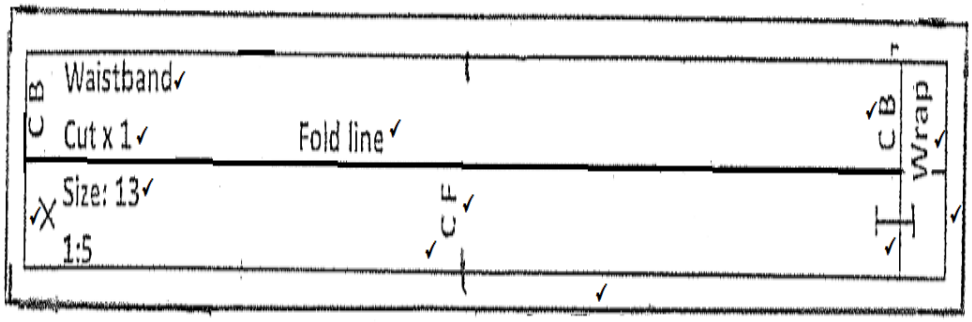

(12)
[46]

QUESTION 5

5.1 Shoulder dart
5.2 Centre shoulder dart
5.3 Armscye/armhole dart
5.4 Underarm dart
5.5 French dart
5.6 Combined dart
5.7 Centre front dart
5.8 Neckline dart

(8 × 2) **[16]**

QUESTION 6

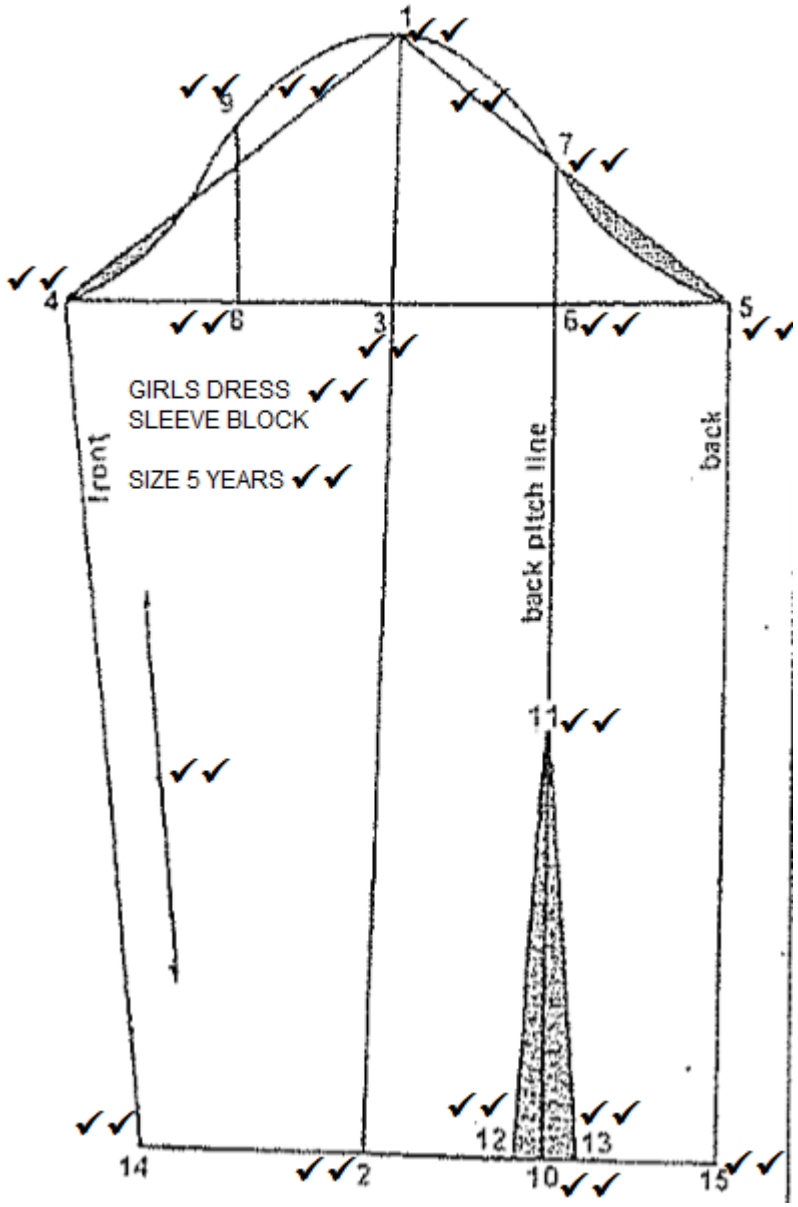

[40]

TOTAL SECTION B: 150
GRAND TOTAL: 200

Copyright reserved