higher education & training

Department:
Higher Education and Training
REPUBLIC OF SOUTH AFRICA

N500**(E)**(N21)H

NATIONAL CERTIFICATE

FASHION DRAWING N4

(10010494)

21 November 2018 (X-Paper)
09:00–12:00

REQUIREMENTS: **Answer book**
4 sheets of A3 drawing paper (more should be available for rough work)
2 sheet of A4 typing paper (more should be available for rough work)

Candidates will require ALL the necessary art mediums and equipment used in Fashion Drawing.

The question paper consists of 6 pages and 7 addenda.

Copyright reserved

DEPARTMENT OF HIGHER EDUCATION AND TRAINING
REPUBLIC OF SOUTH AFRICA

NATIONAL CERTIFICATE
FASHION DRAWING N4
TIME: 3 HOURS
MARKS: 100

INSTRUCTIONS AND INFORMATION

1. Answer ALL the questions.

2. This question paper consists of SECTION A and SECTION B.

3. SECTION A

   3.1 Answer QUESTION 1 in the ANSWER BOOK.

   3.2 ALL the drawings in QUESTIONS 1, 2 and 3 must be done on the A4 typing paper provided and pasted in the ANSWER BOOK. NO loose work will be marked!!

   3.3 The total of this section is 50 marks.

4. SECTION B

   4.1 Answer ALL the questions on the A3 drawing paper provided.

   4.2 Use only ONE side of the drawing paper.

   4.3 Answer each question on a separate sheet of drawing paper.

   4.4 Staple ALL the drawings in SECTION B together, DO NOT FOLD and place them in the ANSWER BOOK.

   4.5 The total of this section is 150 marks.

5. Read ALL the questions carefully.

6. Number the answers according to the numbering system used in this question paper.

7. Work neatly and write neatly and legibly.

Copyright reserved

SECTION A

QUESTION 1

1.1 Study the following sketches. Name each construction process as indicated. Write the answer next to the question number (1.1.1–1.1.10) in the ANSWER BOOK.

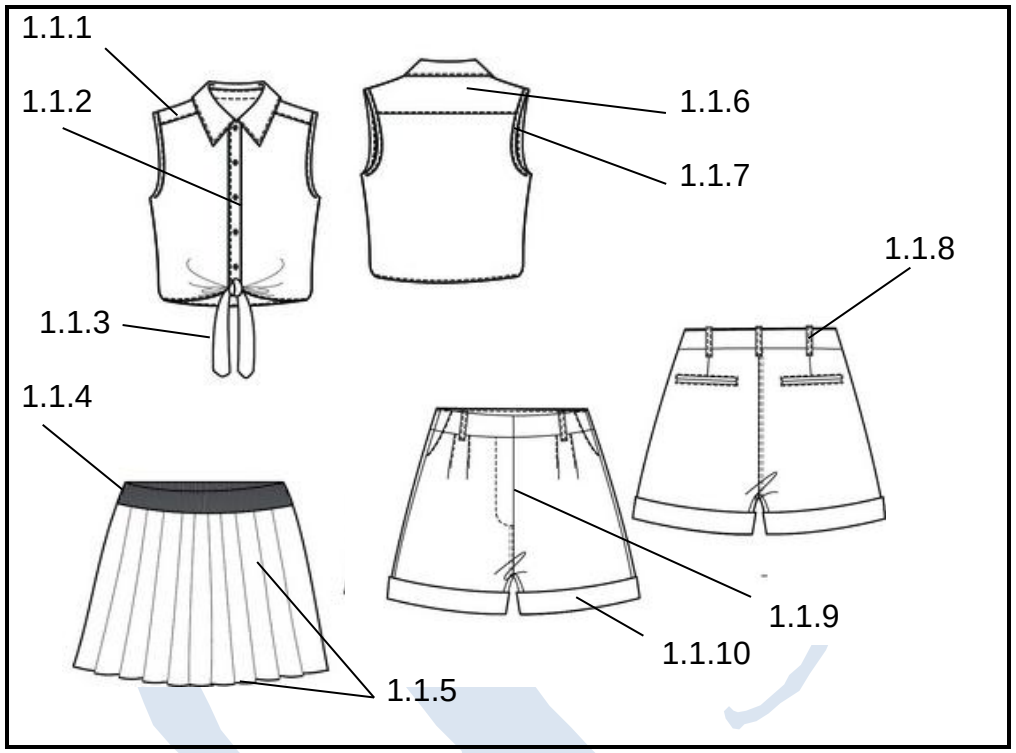

(10 × 1) (10)

1.2 Make use of ADDENDUM A (attached) and colour the coat using the hound's-tooth pattern. You can make use of any colour medium of your choice. Write your EXAMINATION NUMBER on the addendum and paste it in the ANSWER BOOK. (6)

1.3 Name TWO techniques which can be applied when using the following art mediums:

1.3.1 Graphite pencils

1.3.2 Watercolours

(2 × 2) (4)

[20]

QUESTION 2

2.1 Make use of ADDENDUM B (attached) and sketch the front view of an adult male figure, standing on his right leg, left leg relaxed and both hands on his hips. Write your EXAMINATION NUMBER on the addendum and paste it in the ANSWER BOOK. (14)

2.2 Make use of any colour medium of your choice and colour the outfit on ADDENDUM C (attached) by using THREE different medium techniques. Write your EXAMINATION NUMBER on the addendum and paste it in the ANSWER BOOK. (6)

[20]

QUESTION 3

Study the following sketch and make a production drawing of the men's trousers (front view only). Make use of the croquis on ADDENDUM D (attached). Keep ALL requirements in mind for a good production drawing. Write your EXAMINATION NUMBER on the addendum and paste it in the ANSWER BOOK.



Pinterest.com **[10]**

TOTAL SECTION A: 50

Copyright reserved

SECTION B

Your best friend is getting married on the beach. Design an outfit for you and your date, by drawing the following designs:

QUESTION 4

4.1 Make a design development sheet consisting of THREE outfits (dresses, jackets, blouses and pants) that will be suitable for a beach wedding. Make use of the croquis on ADDENDUM E (attached). Keep ALL the requirements in mind for a good design development sheet. (50)

4.2 Choose ONE of the outfits designed in QUESTION 4.1 and make a technical drawing (front view only) of one of the outfits. Make use of the croquis on ADDENDUM F (attached). Keep ALL the requirements in mind for a good technical drawing. (25)

[75]

QUESTION 5

5.1 Make a presentation drawing of TWO outfits consisting of men's shirts, trousers and jackets. These outfits need to be suitable for a beach wedding. Make use of the croquis on ADDENDUM G (attached). Keep ALL the requirements in mind for a good presentation drawing. (50)

5.2 Select ONE shirt designed in QUESTION 5.1 and do a production drawing of the selected shirt (front view only). Make use of the croquis on ADDENDUM D (attached). Keep ALL the requirements in mind for a good production drawing. (25)

[75]

TOTAL SECTION B: 150
GRAND TOTAL: 200

Copyright reserved

ADDENDUM A

EXAMINATION NUMBER: | | | | | | | | | | | | | |



Copyright reserved

ADDENDUM B

EXAMINATION NUMBER:

BALANCE LINE	

Copyright reserved

ADDENDUM C

EXAMINATION NUMBER: | | | | | | | | | | | | | |



jOSHUA nAVA aRTS

Copyright reserved

ADDENDUM D

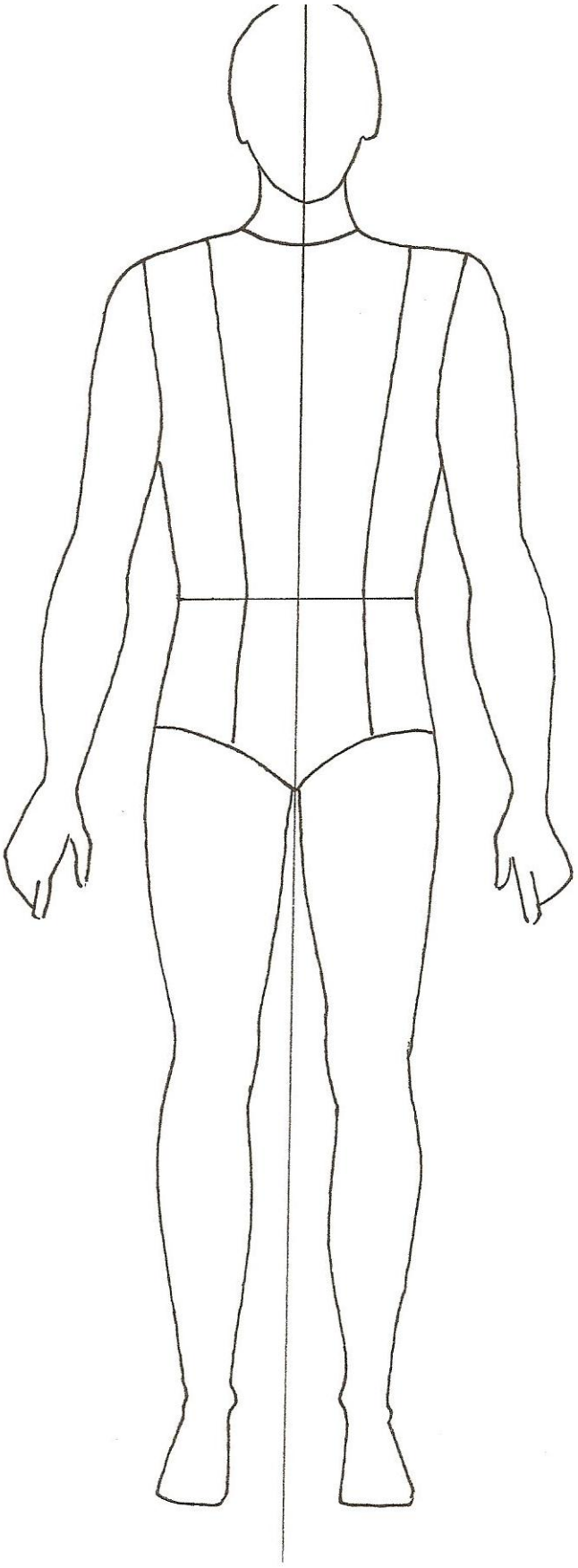

Copyright reserved

ADDENDUM E



ADDENDUM F



Copyright reserved

ADDENDUM G



Copyright reserved