higher education & training

Department:
Higher Education and Training
REPUBLIC OF SOUTH AFRICA

N500**(E)**(J12)H

NATIONAL CERTIFICATE

FASHION DRAWING N4

(10010494)

12 June 2018 (X-Paper)
09:00–12:00

REQUIREMENTS: **4 sheets of A3 drawing paper (more should be available for rough work).**
2 sheets of A4 typing paper (more should be available for rough work).

Candidates need all the necessary art mediums and equipment used in Fashion Drawing.

This question paper consists of 5 pages and 6 addenda.

Copyright reserved

DEPARTMENT OF HIGHER EDUCATION AND TRAINING
REPUBLIC OF SOUTH AFRICA

NATIONAL CERTIFICATE
FASHION DRAWING N4
TIME: 3 HOURS
MARKS: 200

INSTRUCTIONS AND INFORMATION

1. This question paper consists of TWO sections, namely SECTION A and SECTION B.

2. Answer ALL the questions.

3. Read ALL the questions carefully.

4. Number the answers according to the numbering system used in this question paper.

5. SECTION A

   Answer QUESTION 1 in the ANSWER BOOK.
   ALL the addenda/drawings in QUESTIONS 1, 2 and 3 must be pasted into the ANSWER BOOK.
   NO loose work will be marked.
   The total of this section is 50 marks.

   SECTION B

   Answer ALL the questions on the A3 DRAWING PAPER provided.
   Use only ONE side of the DRAWING PAPER.
   Answer each question on a separate sheet of DRAWING PAPER.
   The total of this section is 150 marks.

   SPECIAL INSTRUCTION: Staple ALL the drawings in SECTION B together. Do NOT fold them. Place them in the ANSWER BOOK.

6. Write neatly and legibly.

Copyright reserved

SECTION A

Answer the following questions in the ANSWER BOOK.

QUESTION 1

1.1 Study the following sketches. Name each construction process as numbered. Write the answer next to the question number (1.1.1–1.1.10) in the ANSWER BOOK.



(10 × 1) (10)

1.2 Name THREE grades in which pencils are available. (3)

1.3 Charcoal is one of many different art mediums that can be used with various techniques.

1.3.1 Name TWO disadvantages of using charcoal. (2)

1.3.2 Name TWO art medium techniques that can be used with charcoal. (2)

1.4 Name THREE points to keep in mind when caring for paint brushes. (3)
[20]

QUESTION 2

2.1 Make use of ADDENDUM A (attached) and sketch a back view of the adult male figure. Paste the drawing into the ANSWER BOOK. (14)

2.2 Make use of TWO different prints of your choice and colour the outfit on ADDENDUM B (attached). Paste it into the ANSWER BOOK. (6)
[20]

QUESTION 3

Study the following sketch and make a technical drawing of the blouse (front view only). Make use of the croquis on ADDENDUM C (attached). Keep ALL requirements in mind for a good technical drawing. Paste the drawing into the ANSWER BOOK.



[10]

TOTAL SECTION A: 50

Copyright reserved

SECTION B

SPECIAL INSTRUCTION: Staple ALL the drawings in SECTION B together. Do NOT fold them. Place them in the ANSWER BOOK.

QUESTION 4

Exact launched a competition for young designers to design a range of garments for the working lady.

4.1 Make a presentation drawing of TWO ladies wearing the following garments: A jacket, blouse, trouser, and a dress. Make use of the croquis on ADDENDUM D (attached). Keep ALL requirements in mind for a good presentation sheet. (50)

4.2 Choose ONE of the outfits designed in QUESTION 4.1 and make a production drawing (front view only). Make use of the croquis on ADDENDUM C (attached). Keep ALL requirements in mind for a good production drawing. (25)
[75]

QUESTION 5

Your friend is invited to an interview. He asked you to design an outfit for him.

5.1 Make a design development sheet of THREE outfits consisting of SIX garments consisting of jackets, shirts and pants. Make use of the croquis on ADDENDUM E (attached). Keep ALL requirements in mind for a good design development sheet. (50)

5.2 Select ONE outfit designed in QUESTION 5.1 and make a production drawing of the selected outfit (front view only). Make use of the croquis on ADDENDUM F (attached). Keep ALL requirements in mind for a good production drawing. (25)
[75]

TOTAL SECTION B: 150
GRAND TOTAL: 200

Copyright reserved

ADDENDUM A **EXAMINATION NUMBER:**

			BALANCE LINE					

(14)

Copyright reserved

ADDENDUM B **EXAMINATION NUMBER:**



(6)

ADDENDUM C



Copyright reserved

ADDENDUM D



ADDENDUM E



Copyright reserved

ADDENDUM F

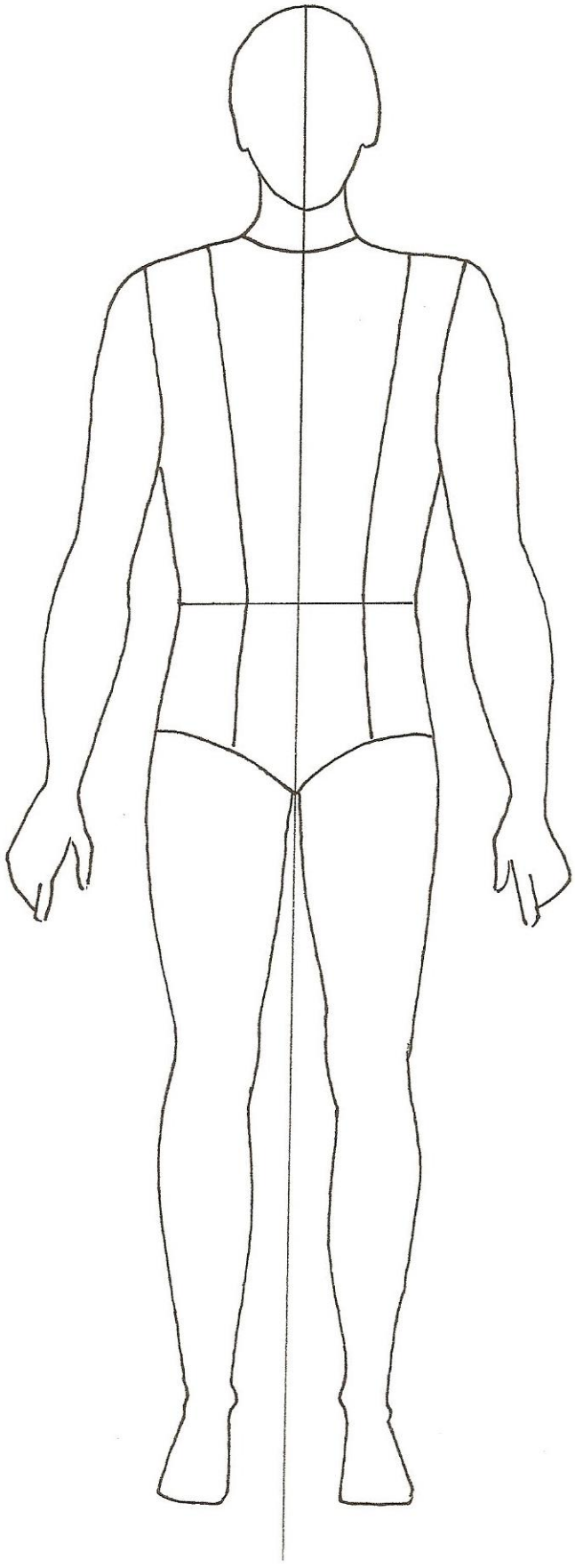

Copyright reserved