higher education & training

Department:
Higher Education and Training
REPUBLIC OF SOUTH AFRICA

NATIONAL CERTIFICATE

INTRODUCTORY FASHION DRAWING N4

(10010464)

9 October 2020 (X-paper)
09:00–12:00

REQUIREMENTS: **FOUR A3 drawing sheets (more should be available for rough work).**
TWO A4 typing sheets (more should be available for rough work).

Candidates will require all necessary art mediums and equipment used in Fashion Drawing.

This question paper consists of 5 pages and 5 addenda.

213Q1B2009

Copyright reserved

DEPARTMENT OF HIGHER EDUCATION AND TRAINING
REPUBLIC OF SOUTH AFRICA

NATIONAL CERTIFICATE
INTRODUCTORY FASHION DRAWING N4
TIME: 3 HOURS
MARKS: 200

INSTRUCTIONS AND INFORMATION

1. Answer all the questions.
2. Read all the questions carefully.
3. Number the answers according to the numbering system used in this question paper.
4. Start each section on a new page.
5. Use only a black or blue pen.
6. Write your examination number on all drawing papers.
7. Write neatly and legibly.

Copyright reserved

SECTION A

QUESTION 1

1.1 Study the sketch below and use the croquis on ADDENDUM A (attached) to make a technical drawing of the following girl's dress (front view only). Keep all requirements in mind for a good technical drawing. Paste the drawing into your ANSWER BOOK.



[Source: *Pinterest*] (10)

1.2 Use any colour and art medium of your choice to finish off the outfit on ADDENDUM B (attached), making use of triad colours. Paste it in your ANSWER BOOK. (10)

1.3 Name FIVE factors influencing your choice of colour. (5)
[25]

Copyright reserved

QUESTION 2

2.1 List FIVE requirements for a good production drawing. (5)

2.2 Give one term for the following statements:

2.2.1 The strongest and most overpowering lines and normally noticed first.

2.2.2 This sheet is used to work out the costing of a garment.

2.2.3 Appear opposite each other on the colour wheel.

2.2.4 Lines which cause the eye to move up and down in a slanting direction.

2.2.5 Rough sketches or ideas put down on paper.

(5 × 1) (5)

2.3 Name THREE ways in which vertical lines can be created when designing clothes. (3 × 1) (3)

2.4 Identify and name the correct proportions of children's figures. Tabulate your answer:

CLASSIFICATION OF CHILDREN	HEAD PROPORTIONS
2.4.1	
2.4.2	
2.4.3	
2.4.4	

(4 × 2) (8)

2.5 Colour can influence how you feel. What emotional effect will the following colours have on a person:

2.5.1 Dull blue

2.5.2 Warm yellow and orange

2.5.3 Bright red and green

2.5.4 Cool greens and blues

(4 × 1) (4)

[25]

TOTAL SECTION A: 50

Copyright reserved

SECTION B

QUESTION 3

3.1 A local optometrist requested you to design a skirt and blouse for their female staff.

Use ADDENDUM C (attached) to make a production drawing of a lady wearing a suitable skirt and blouse. Keep all requirements in mind for a good production drawing. (50)

3.2 Use the garments designed in QUESTION 3.1 and make a presentation drawing of the outfit. Keep in mind all the requirements for a good presentation drawing. (25)
[75]

QUESTION 4

4.1 A new indoor play area is opening in town. Design a poster for Go-kids Indoor Play Centre and include the following:

Name of play centre (title)
Short description
Address
Date of opening
Include a presentation sketch of a little boy

Keep all the requirements in mind for a well designed poster. Use an A3 drawing paper. Paste the drawing into your ANSWER BOOK. (50)

4.2 Use ADDENDUM E (attached) and sketch a back view of an adult female figure. Label all placement lines and number each section accordingly. Paste the drawing into your ANSWER BOOK. (25)
[75]

TOTAL SECTION B: 150
GRAND TOTAL: 200

Copyright reserved

ADDENDUM A

EXAMINATION NUMBER: | | | | | | | | | | | | | |

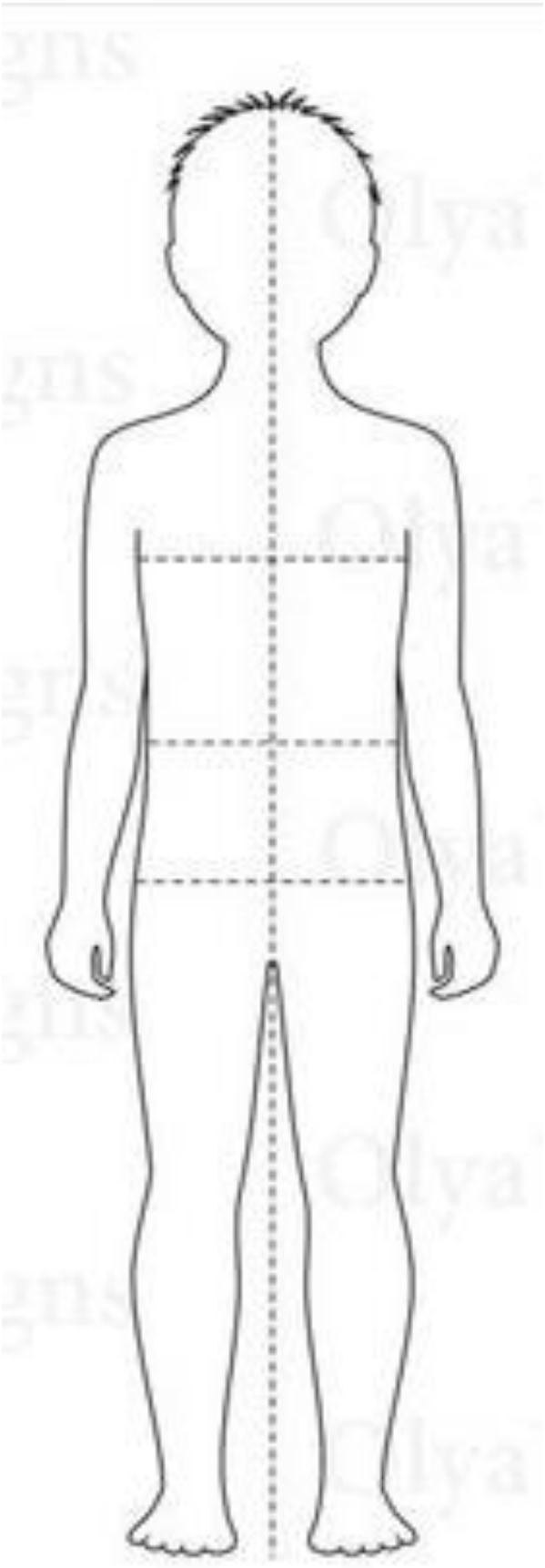

Copyright reserved

ADDENDUM B

EXAMINATION NUMBER:



Copyright reserved

ADDENDUM C

EXAMINATION NUMBER:

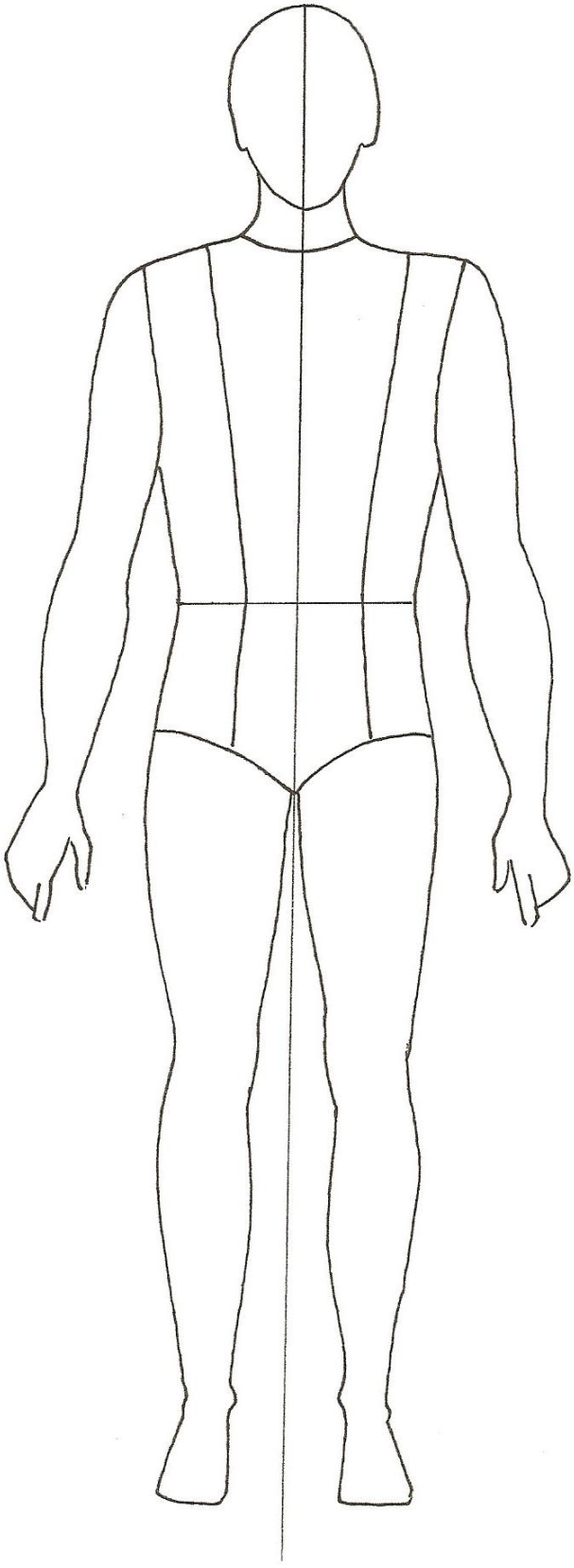

Copyright reserved

ADDENDUM D

EXAMINATION NUMBER: | | | | | | | | | | | | |

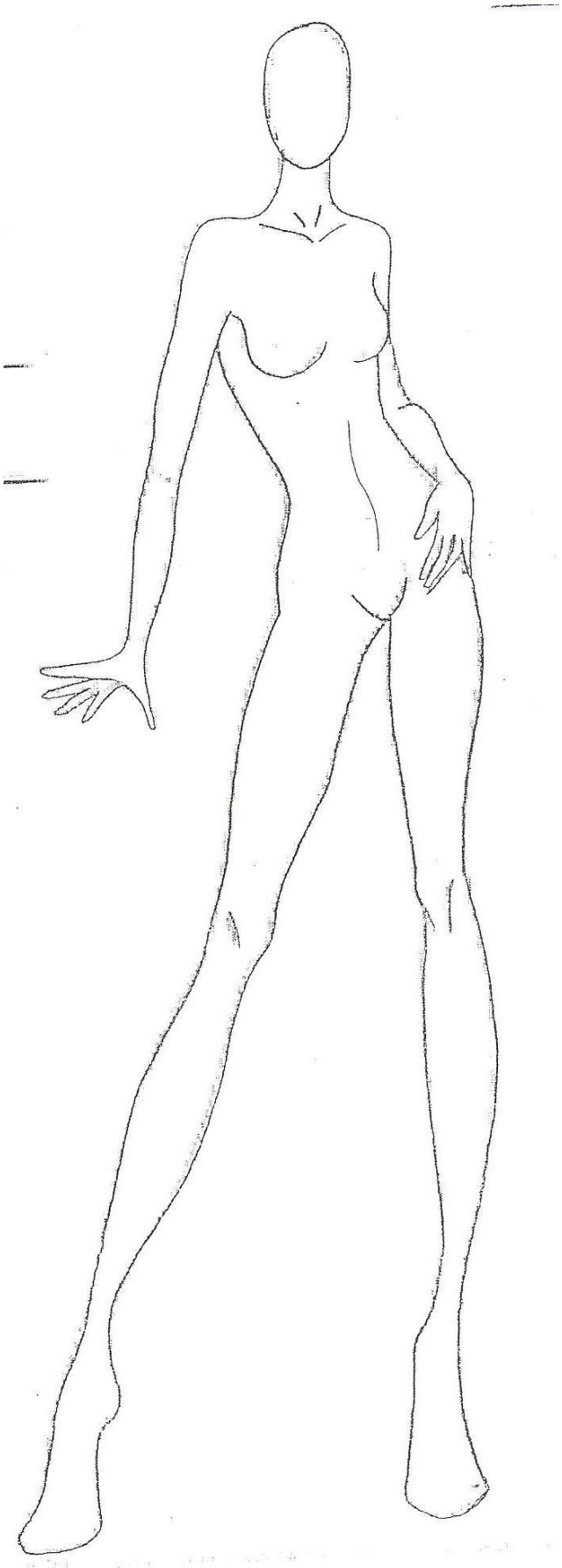

Copyright reserved

ADDENDUM E

EXAMINATION NUMBER: | | | | | | | | | | | | |

BALANCE LINE	

Copyright reserved