higher education & training

Department:
Higher Education and Training
REPUBLIC OF SOUTH AFRICA

NATIONAL CERTIFICATE

INTRODUCTORY FASHION DRAWING N4

(10010464)

19 November 2019 (X-Paper)
09:00–12:00

This question paper consists of 8 pages, 4 addenda of 4 pages and an answer book of 11 pages.

Copyright reserved

DEPARTMENT OF HIGHER EDUCATION AND TRAINING
REPUBLIC OF SOUTH AFRICA

NATIONAL CERTIFICATE
INTRODUCTORY FASHION DRAWING N4
TIME: 3 HOURS
MARKS: 200

INSTRUCTIONS AND INFORMATION

1. Answer ALL the questions.
2. Read ALL the questions carefully.
3. Number the answers according to the numbering system used in this question paper.
4. Write neatly and legibly.

Copyright reserved

SECTION A

QUESTION 1

1.1 Choose a harmony/concept from the list below to match each of the following colour groups. Write only the answer next to the question number (1.1.1–1.1.8) in the ANSWER BOOK.

complementary colours; monochromatic colour harmony; triad colour harmony; tetrad colour harmony; split complementary colour harmony; primary colours; secondary colours; analogous colour harmony

1.1.1 Red, yellow, blue

1.1.2 White, light blue, blue, dark blue, black

1.1.3 Yellow-orange, blue-green, red-violet

1.1.4 Green, red

1.1.5 Violet, yellow-orange, yellow-green

1.1.6 Blue, blue-violet, violet, red-violet, red

1.1.7 Green, orange, violet

1.1.8 Red-orange, yellow, blue-green, violet

(8 × 2) (16)

1.2 Define each of the following terms:

1.2.1 Croquis

1.2.2 Inspiration board

(2 × 2) (4)

1.3 1.3.1 List the FIVE different silhouettes. (5)

1.3.2 What type of silhouette do you tend to wear? (2)

1.3.3 Motivate your silhouette choice indicated in QUESTION 1.3.2. (2)

Copyright reserved

1.4 Study the following sketches and identify each stage of the design process:

1.4.1



1.4.2



1.4.3



1.4.4



(4 × 2) (8)

1.5 Indicate whether the following statements are TRUE or FALSE. Choose the answer and write only 'True' or 'False' next to the question number (1.5.1–1.5.3) in the ANSWER BOOK.

1.5.1 Texture is an art element.

1.5.2 A production drawing is a clear diagrammatic sketch.

1.5.3 Calligraphy is a type of lettering.

(3 × 1) (3)

1.6 Explain the following terms:

1.6.1 Achromatic colour

1.6.2 Chromatic colour

(2 × 2) (4)

1.7 Choose a photo from COLUMN B that matches an item or a word in COLUMN A. Write only the letter (A–H) next to the question number (1.7.1–1.7.6) in the ANSWER BOOK.

COLUMN A		COLUMN B
1.7.1	Raglan sleeve	A 
1.7.2	V-neckline	
1.7.3	Top stitching	
1.7.4	Dirndl skirt	
1.7.5	A-line skirt	
1.7.6	Hip pocket	B 
		C 

D



E



F



G



H



(6 × 1) (6)

[50]

TOTAL SECTION A: 50

SECTION B

QUESTION 2

2.1 Use ADDENDUM A (attached) to complete the sketch by using different types of shading and textures. (14)

2.2 Tabulate and compare the differences between the following figures:

2.2.1 A toddler

2.2.2 An adolescent

CATEGORY	TODDLER	ADOLESCENT	
Age			(2)
Size of body in head lengths			(2)
Facial features			(4)
Body structure			(4)

2.2.3 Draw the figures above in the space provided in the ANSWER BOOK. (20)

2.3 Use ADDENDUM B (attached) to draw the following vertical lines with a blue pencil on the figure.

2.3.1 Side seam (1)

2.3.2 Princess line (2)

2.3.3 Centre front line (1)

[50]

QUESTION 3

3.1 Draw the following fabrics in the space provided in the ANSWER BOOK:

3.1.1 Fur

3.1.2 Linen

(5 × 2) (10)

3.2 Using paint as the medium, complete the intensity scale of red and green in the space provided in the ANSWER BOOK. (4)

Copyright reserved

3.3 Draw the following items of clothing in the space provided in the ANSWER BOOK.

Use the croquis provided on ADDENDUM C (attached) to draw the following designs. Use only a black fine liner.

3.3.1 Draped neckline with a batwing sleeve

3.3.2 Gored skirt with top stitching

3.3.3 Sleeveless top with a mandarin collar

3.3.4 An A-line skirt with a box pleat

3.3.5 Asymmetrical skirt with an inverted pleat

3.3.6 A blouse with a square neckline with an opening in the centre front

(18 × 2) (36)
[50]

QUESTION 4

The Grade 7s are having a farewell bring and braai on 10 December 2019. Design a poster that will advertise the function.

ONE figure must be included in the layout. Remember the requirements of a layout. The croquis is provided on ADDENDUM D (attached). **[50]**

TOTAL SECTION B: 150
GRAND TOTAL: 200

Copyright reserved

ADDENDUM A **EXAMINATION NUMBER:**

QUESTION 2

2.1



(14)

Copyright reserved

ADDENDUM B **EXAMINATION NUMBER:**

2.3

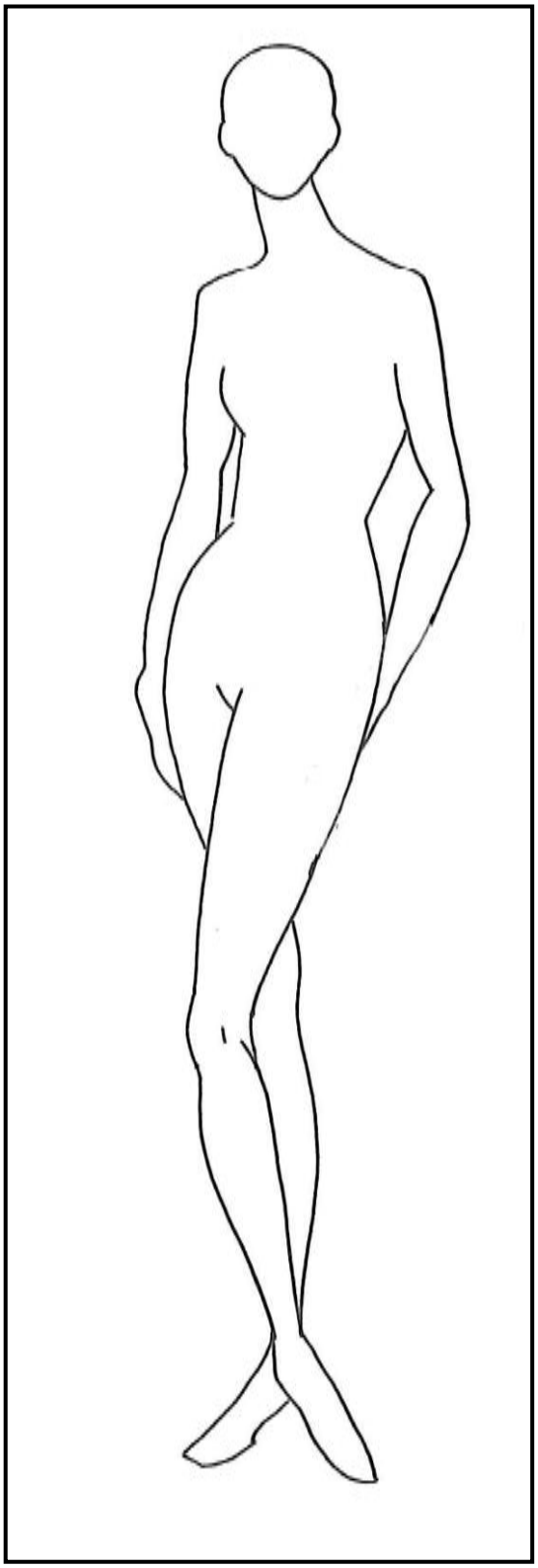

(4)

Copyright reserved

ADDENDUM C **EXAMINATION NUMBER:**

CROQUIS

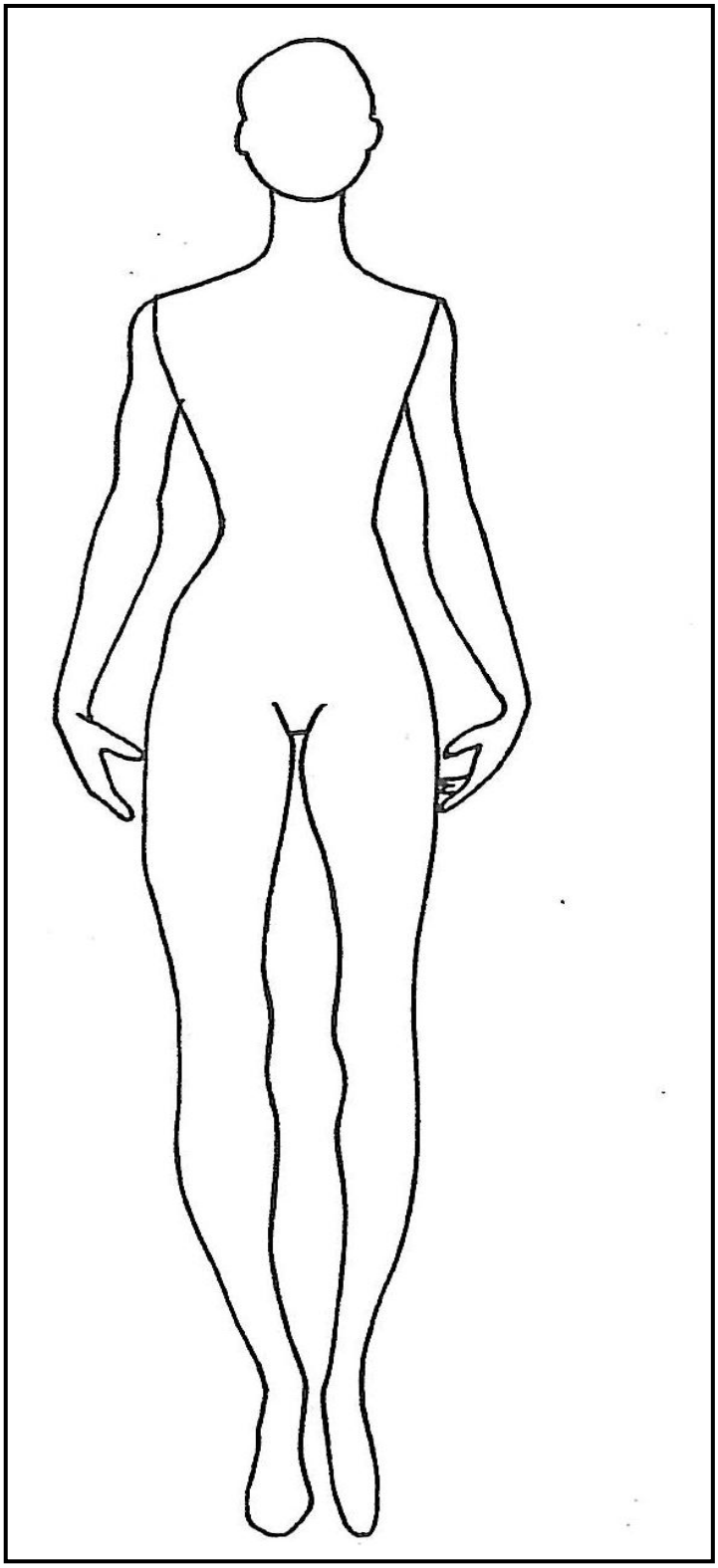

Copyright reserved

ADDENDUM D **EXAMINATION NUMBER:**

CROQUIS

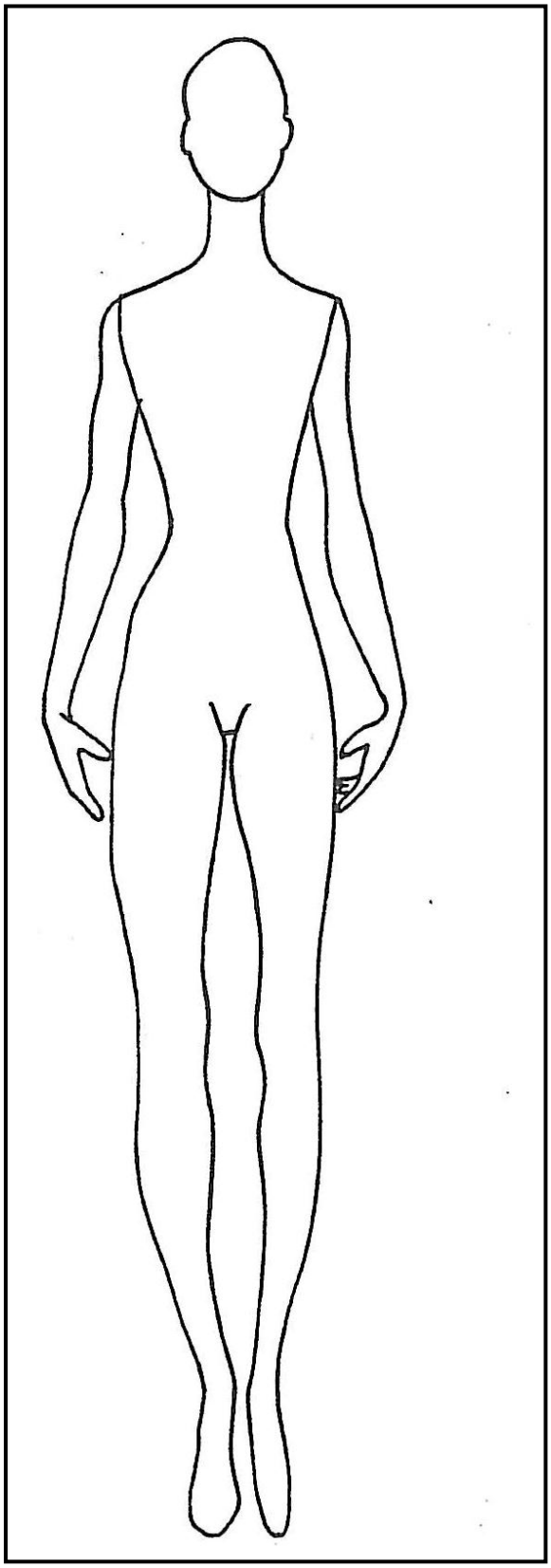

Copyright reserved