higher education & training

Department:
Higher Education and Training
REPUBLIC OF SOUTH AFRICA

N810**(E)**(N16)H

NATIONAL CERTIFICATE

INTRODUCTORY FASHION DRAWING N4

(10010464)

16 November 2018 (X-Paper)
09:00–12:00

REQUIREMENTS: **Answer book and THREE sheets of typing paper**
ALL the art mediums that are used in Fashion Drawing

Own croquis drawings are NOT allowed

This question paper consists of 6 pages and 5 addenda.

Copyright reserved

DEPARTMENT OF HIGHER EDUCATION AND TRAINING
REPUBLIC OF SOUTH AFRICA

NATIONAL CERTIFICATE
INTRODUCTORY FASHION DRAWING N4
TIME: 3 HOURS
MARKS: 200

INSTRUCTIONS AND INFORMATION

1. Answer ALL the questions.

2. Read ALL the questions carefully.

3. Number the answers according to the numbering system used in this question paper.

4. This question paper consists of TWO sections:

   SECTION A: 50 marks
   SECTION B: 150 marks
   GRAND TOTAL: 200 marks

5. Answer SECTION A in the ANSWER BOOK.

6. Place ALL ADDENDA into the ANSWER BOOK.

7. Use only ONE side of the typing paper and place it into the ANSWER BOOK.

8. Write neatly and legibly.

Copyright reserved

SECTION A

QUESTION 1

Indicate whether the following statements are TRUE or FALSE. Choose the answer and write only 'True' or 'False' next to the question number (1.1–1.5) in the ANSWER BOOK.

1.1 Primary colours refer to red, yellow and blue.

1.2 The FOUR key elements of design principles are silhouette, colour, line and texture.

1.3 Production sketches are also known as construction sketches.

1.4 Drawing the human body according to the eight-head theory gives you a well-proportioned figure.

1.5 All letter forms are classified into different styles or letter shapes.

(5 × 2) **[10]**

QUESTION 2

2.1 Study the following sketch. Name each construction process as numbered. Write only the answer next to the question number (2.1.1–2.1.10) in the ANSWER BOOK.



(10 × 1) (10)

2.2 Make a sketch of a five-year-old girl wearing a summer party dress with a Peter Pan collar and puffed short sleeves. (10)

2.3 Name FIVE art principles of fashion design. (5)

2.4 How are secondary and tertiary colours created? (2)

2.5 List the primary colours. (2)

2.6 Define the term *production drawing*. (2)

2.7 Explain the use of a designer's cost sheet. (2)

2.8 What is the difference between *value* and *intensity*? (2)

2.9 Name FIVE factors which will determine the choice of colours in fashion. (5 × 1) (5)

[40]

TOTAL SECTION A: 50

SECTION B

QUESTION 3

3.1 SASCOC has realised only now how inappropriately dressed the South African athletes were during the Olympics opening ceremony and medal presentations in Rio.

As a fashion designer, you are requested to make THREE design development sketches and to come up with a fashion look that will not cause a national embarrassment. (Bear in mind ALL the requirements for a good design development board.) (50)

3.2 Study the sketch below carefully and make a presentation drawing of a figure wearing the outfit in the sketch. Show FRONT and BACK views. Complete the presentation drawing with a suitable background and accessories. Bear ALL the requirements of a good presentation drawing in mind. (Refer to ADDENDUM C.)



(50)
[100]

QUESTION 4

DRESS WITH STYLE FOR THE JOB YOU WANT!
(Extract from *Sunday World*, 21 August 2016)

Viljoen says that dressing well is a form of good manners and it always creates a good impression, especially in the workplace: 'The best advice ever was: Dress for the job you want, not for the job you have. Wearing something that makes you feel amazing has the ability to transform your day and the way others perceive you. It's fake it until you make a strategy.'

'A considered cut, a great fit, attention to fabric and quality will make you stand out in any boardroom, for all the right reasons.' This summer, the trick will be to buy fashion items that represent the key trends, that is, something with stripes, florals and shoulder cut-outs.

You are requested to design a range of FIVE outfits for the week that will make you look as stylish at work as outside the office. (Refer to ADDENDUM E, attached.)

[50]

TOTAL SECTION B: 150
GRAND TOTAL: 200

Copyright reserved

ADDENDUM A

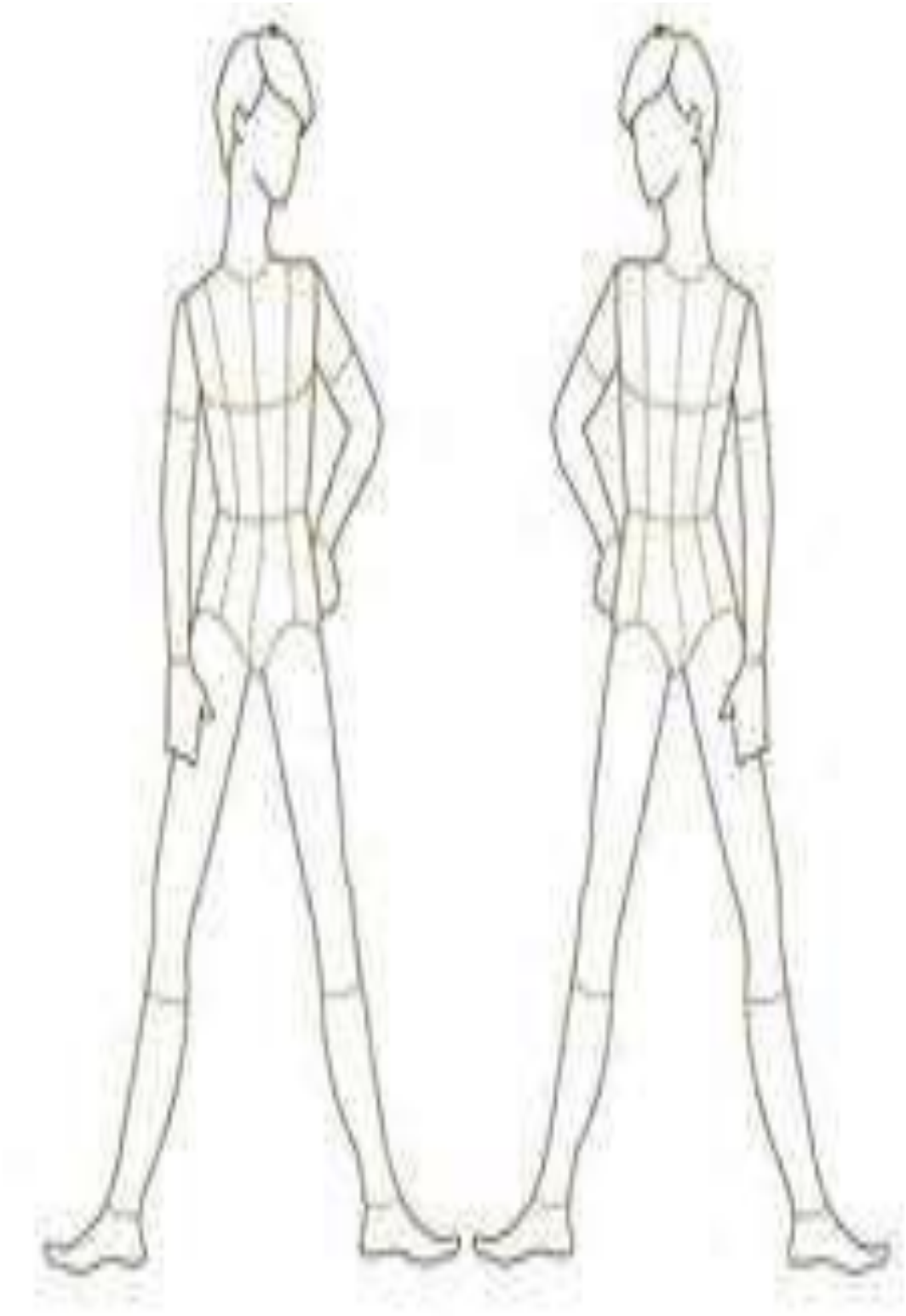

Copyright reserved

ADDENDUM B



Copyright reserved

ADDENDUM C

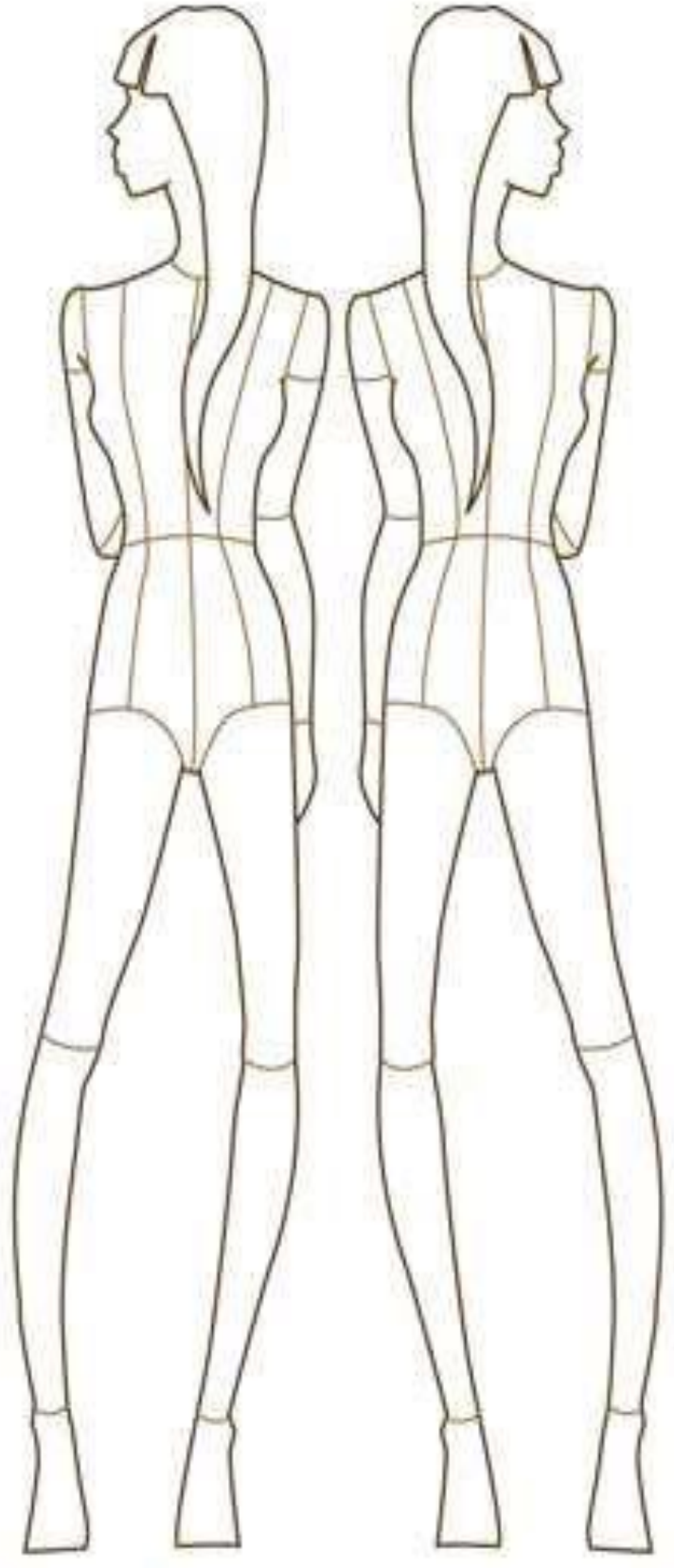

Copyright reserved

ADDENDUM D

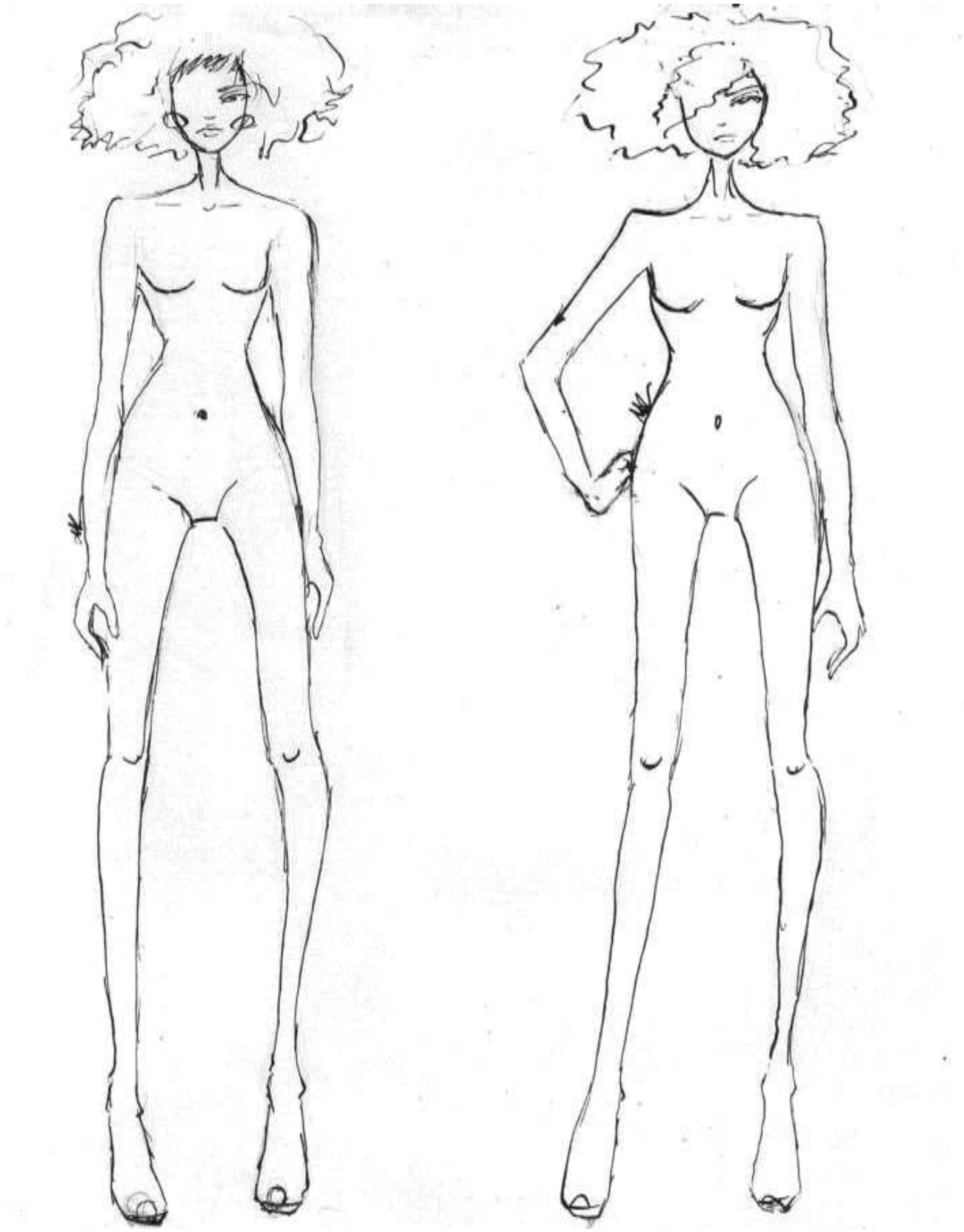

Copyright reserved

ADDENDUM E

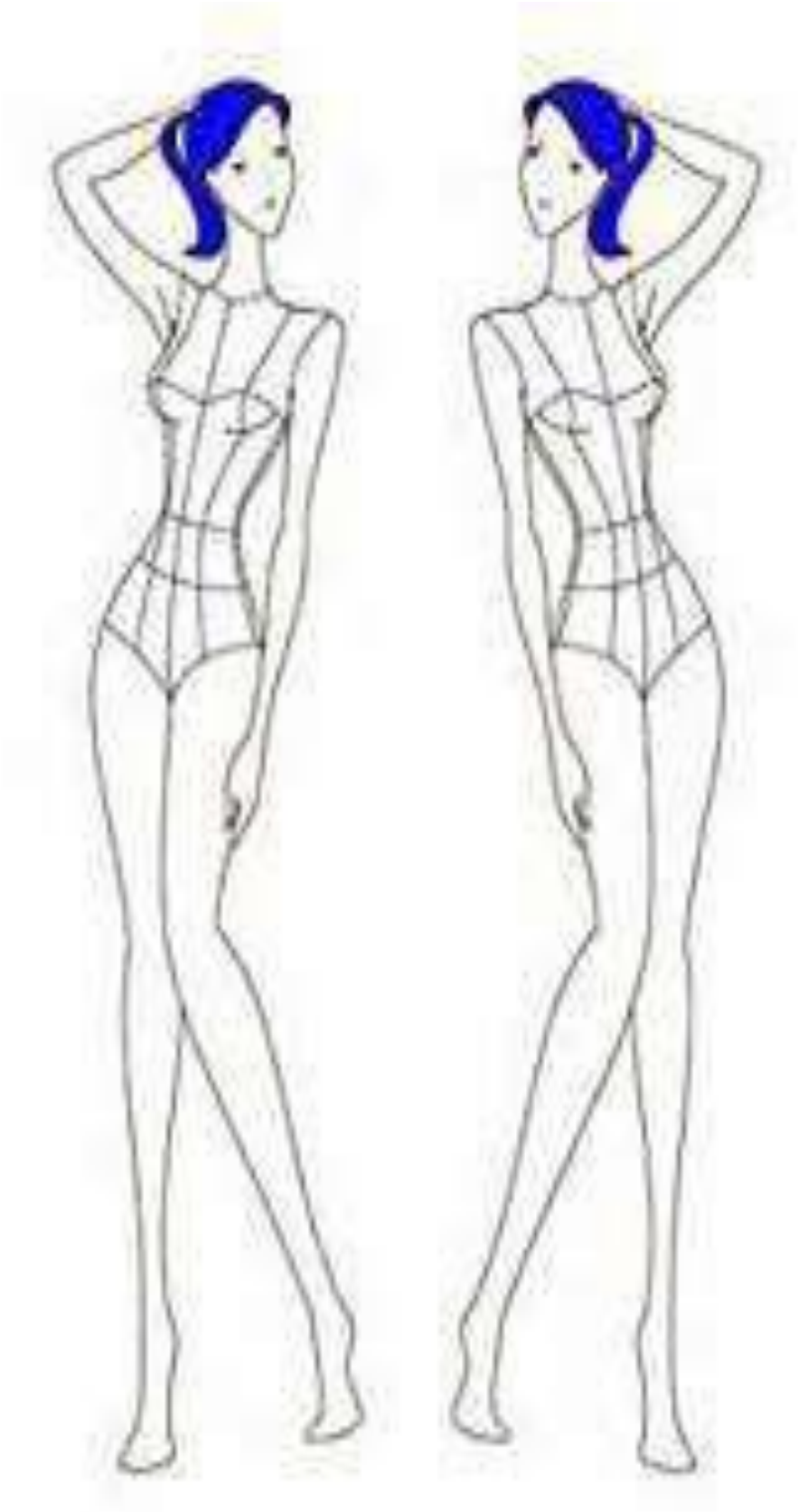

Copyright reserved