higher education & training

Department:
Higher Education and Training
REPUBLIC OF SOUTH AFRICA

NATIONAL CERTIFICATE

INTRODUCTORY FASHION DRAWING N4

(10010464)

28 May 2021 (X-paper)
09:00–12:00

REQUIREMENTS: 4 A3 drawing sheets (more should be available for rough work)
2 A4 drawing sheets (more should be available for rough work)

All mediums and equipment used in Fashion Drawing may be used.

This question paper consists of 6 pages and 5 addenda.

104Q1J2128

Copyright reserved

DEPARTMENT OF HIGHER EDUCATION AND TRAINING
REPUBLIC OF SOUTH AFRICA

NATIONAL CERTIFICATE
INTRODUCTORY FASHION DRAWING N4
TIME: 3 HOURS
MARKS: 200

INSTRUCTIONS AND INFORMATION

1. Answer all the questions.
2. Read all the questions carefully.
3. Number the answers according to the numbering system used in this question paper.
4. Write your EXAMINATION NUMBER on all DRAWING SHEETS.
5. Start each section on a new page.
6. Use only a black or blue pen.
7. Write neatly and legibly.

Copyright reserved

SECTION A

QUESTION 1

1.1 Study the sketch below and make a production drawing of the boy's shirt (front view only) on an A4 DRAWING SHEET. Use the croquis on ADDENDUM A (attached). Keep all requirements for a good production drawing in mind. Paste the drawing into the ANSWER BOOK.



(10)

1.2 Give the uses of each of the following types of fashion sketches:

1.2.1 Inspiration board

1.2.2 Design development sheet

1.2.3 Production sketches

1.2.4 Presentation sketches

1.2.5 Fashion illustrations for advertisements

(5 × 2) (10)

Copyright reserved

1.3 Give an example of each of the following:

1.3.1 Primary colour

1.3.2 Secondary colour

1.3.3 Tertiary colour

1.3.4 Complementary colour of red

1.3.5 Double-complementary colour of blue and purple

(5 × 1) (5)

[25]

QUESTION 2

2.1

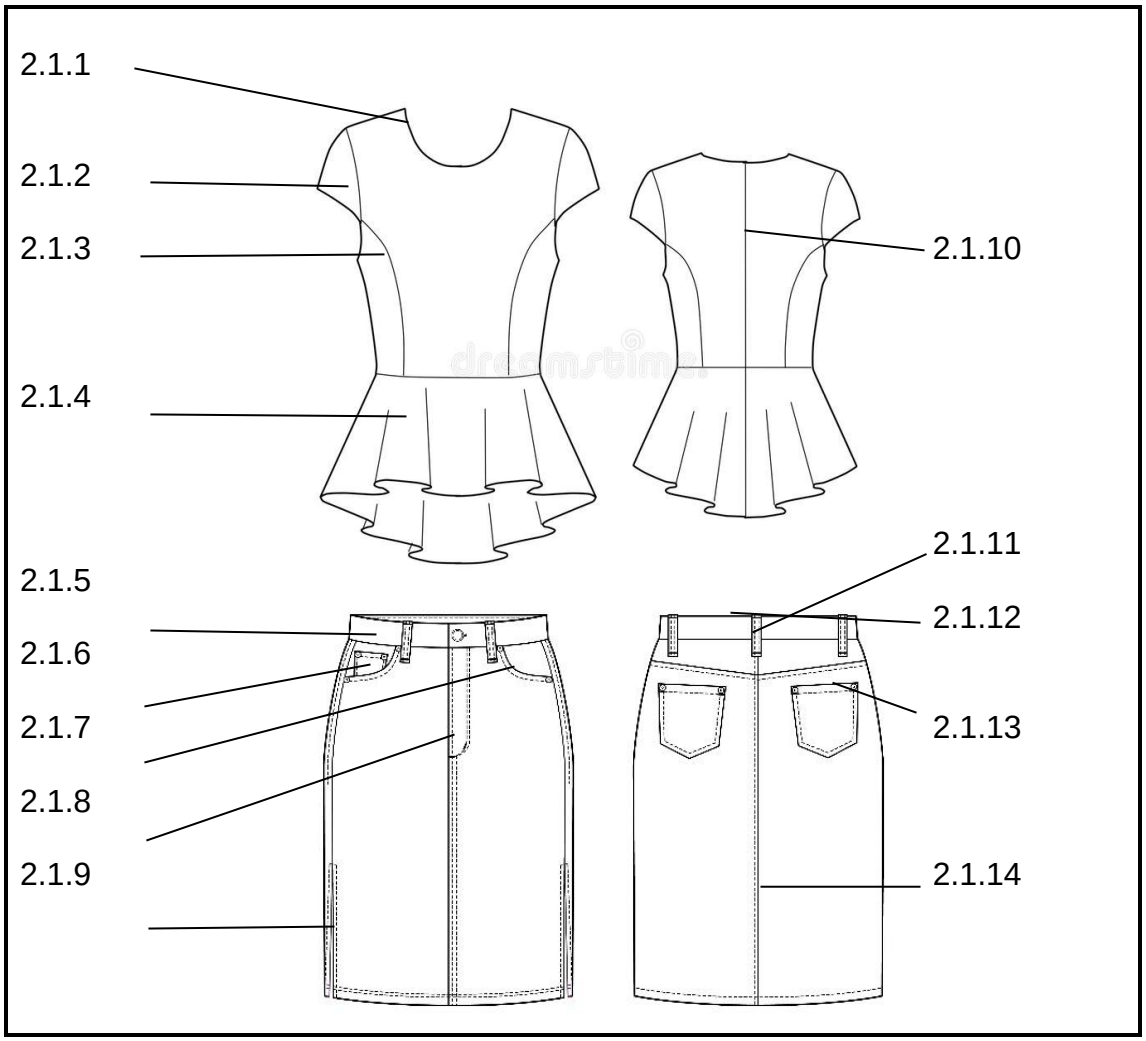

Name each construction process by writing only the answer next to the question number (2.1.1–2.1.14) in the ANSWER BOOK. (14 × 1) (14)

2.2 Give THREE other names for a production drawing. (3)

2.3 Name FOUR types of lines that can be used when designing. (4)

2.4 Copy and complete the following table about croquis:

OTHER NAMES FOR CROQUIS	USES FOR CROQUIS
2.4.1	2.4.3
2.4.2	2.4.4

(4 × 1) (4)
[25]

TOTAL SECTION A: 50

SECTION B

QUESTION 3

3.1 A primary school in your area requested you to design a skirt and blouse for all their female office staff.

Make a production drawing of a skirt and a blouse on an A3 DRAWING SHEET according to the following specifications:

Blouse:
- Contour dart
- Shoulder yoke
- Long puff sleeve with straight cuff
- Patch pocket (left front)
- Two-piece shirt collar
- Separate button stand with buttons and buttonholes
- Shaped hemline

Skirt:
- Straight waistband with belt loops
- Front fly zip
- Hip yoke
- Hip pockets
- Asymmetrical style with knife pleats

Use ADDENDUM B (attached). Paste the drawing into the ANSWER BOOK. (50)

3.2 Use the garments designed in QUESTION 3.1 and make a presentation drawing of the outfit on an A3 DRAWING SHEET. Keep all requirements for a good presentation drawing in mind. Use ADDENDUM C (attached). Paste the drawing into the ANSWER BOOK. (25)
[75]

Copyright reserved

QUESTION 4

4.1 You are launching a new fashion range for toddlers.

Design a poster on an A3 DRAWING SHEET to advertise an upcoming fashion show to promote your new toddler range.

Include the following:

- An original name for your clothing range (title)
- Short description of the event
- Address/Venue
- Date
- Cost (if any)
- A presentation sketch of a little boy and girl wearing your designs

Keep all requirements for a well-designed poster in mind. Use ADDENDUM D (attached). Paste the drawing into the ANSWER BOOK. (50)

4.2 Use ADDENDUM E (attached) and sketch a front view of the adult female figure. Label all placement lines and number each section accordingly. Paste the drawing into the ANSWER BOOK. (25)

[75]

TOTAL SECTION B: 150
GRAND TOTAL: 200

Copyright reserved

ADDENDUM A

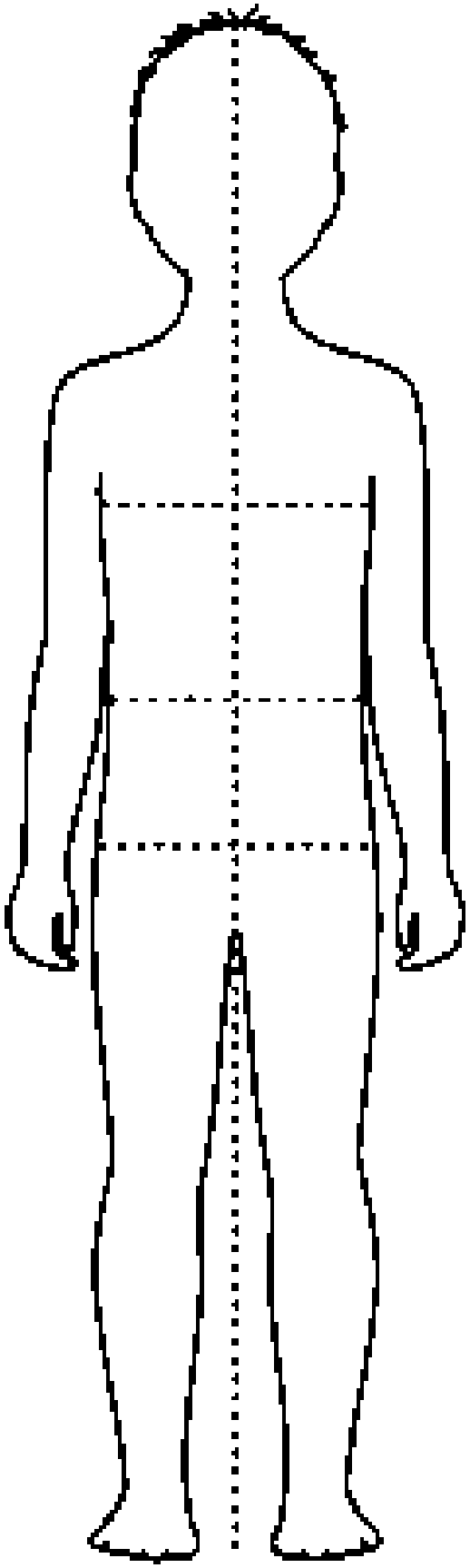

Copyright reserved

ADDENDUM B

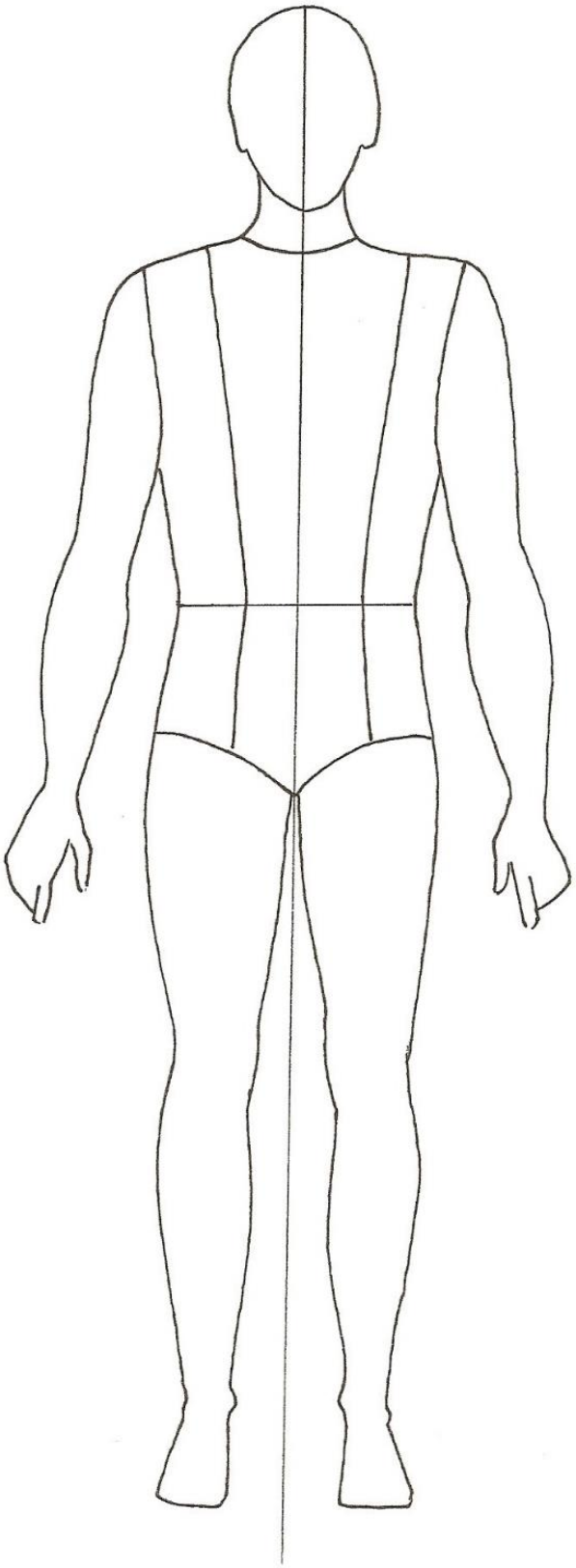

Copyright reserved

ADDENDUM C

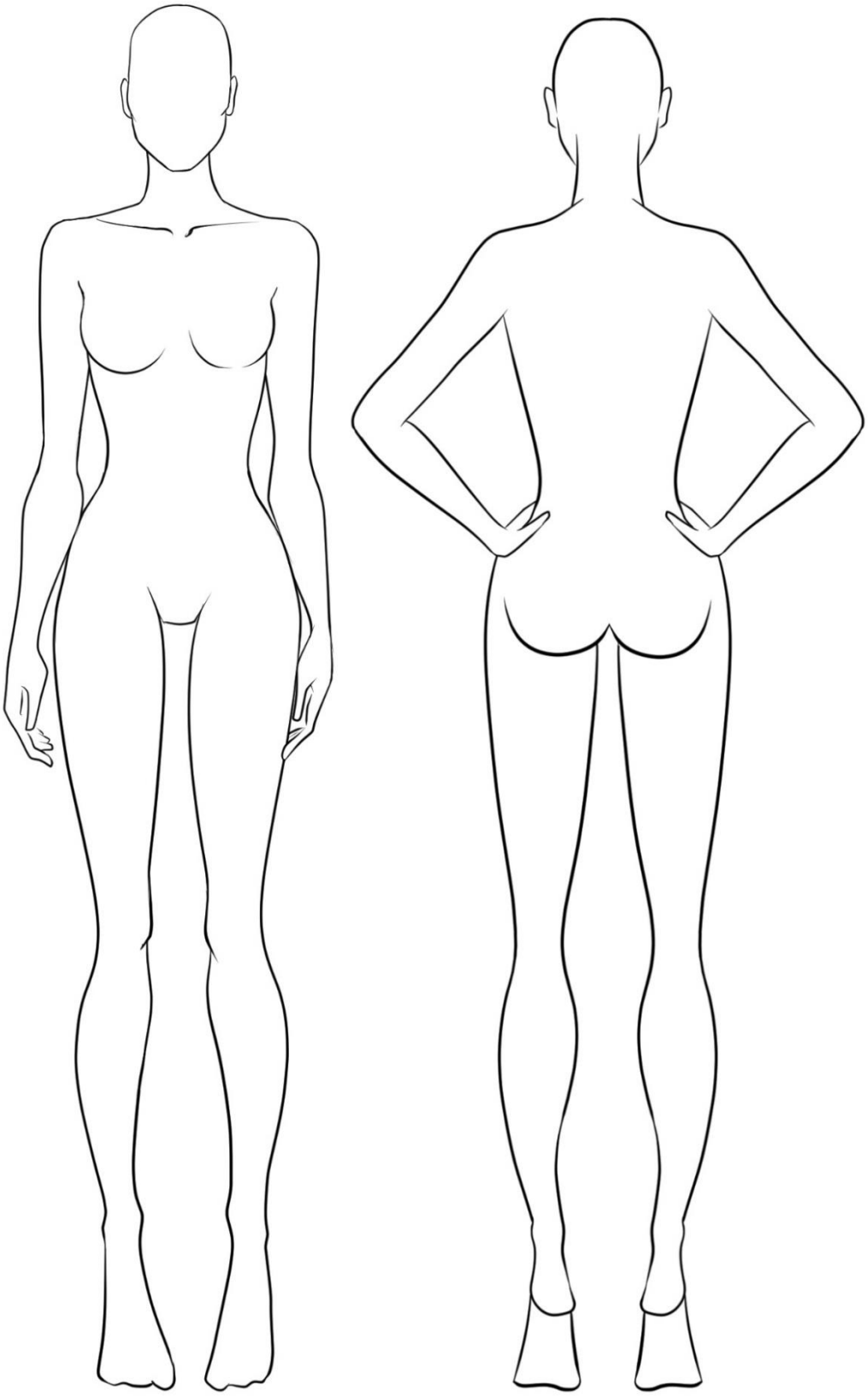

Copyright reserved

ADDENDUM D

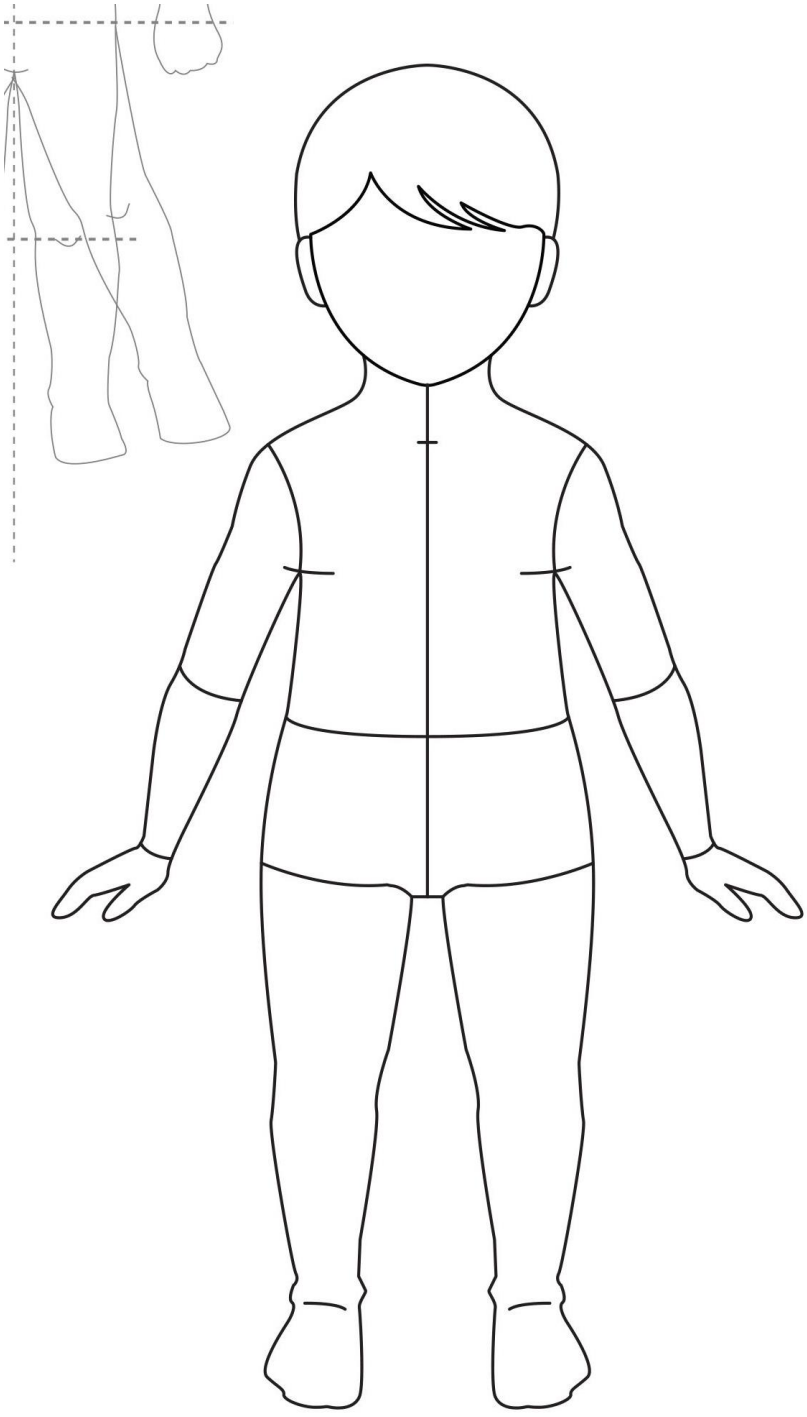

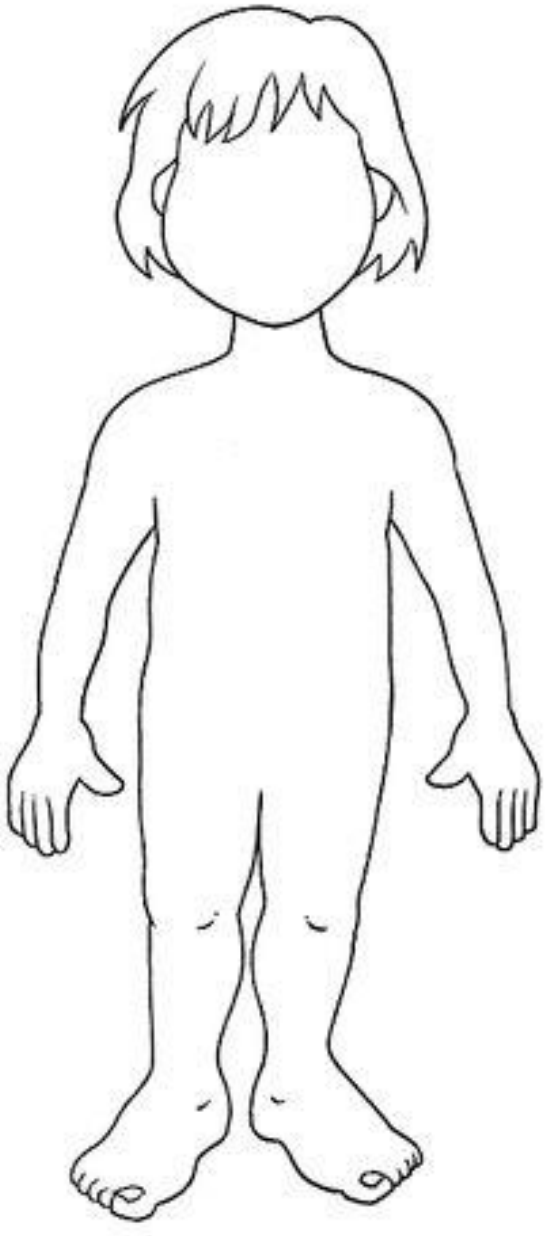

Copyright reserved

ADDENDUM E **EXAMINATION NUMBER:**

BALANCE LINE	

Copyright reserved