higher education & training

Department:
Higher Education and Training
REPUBLIC OF SOUTH AFRICA

N810**(E)**(J7)H

NATIONAL CERTIFICATE

INTRODUCTORY FASHION DRAWING N4

(10010464)

7 June 2018 (X-Paper)
09:00–12:00

REQUIREMENTS: **Answer book**
SIX A4 typing sheets
ALL fashion-drawing art mediums

Own croquis are NOT allowed.

This question paper consists of 6 pages and 6 addenda.

Copyright reserved

DEPARTMENT OF HIGHER EDUCATION AND TRAINING
REPUBLIC OF SOUTH AFRICA

NATIONAL CERTIFICATE
INTRODUCTORY FASHION DRAWING N4
TIME: 3 HOURS
MARKS: 200

INSTRUCTIONS AND INFORMATION

1. Answer ALL the questions.

2. Read ALL the questions carefully.

3. Number the answers according to the numbering system used in this question paper.

4. This question paper consists of TWO sections:

   SECTION A : 50 marks
   SECTION B: 150 marks
   GRAND TOTAL: 200 marks

5. Place ALL ADDENDA in the ANSWER BOOK.

6. Use only ONE side of the typing sheets and place it in the ANSWER BOOK.

7. Write neatly and legibly

Copyright reserved

SECTION A

QUESTION 1

Indicate whether the following statements are TRUE or FALSE. Choose the answer and write only 'True' or 'False' next to the question number (1.1–1.5) in the ANSWER BOOK.

1.1 Lines in a garment can be used to make a person seem shorter, heavier or thinner.

1.2 Each colour has THREE characteristics or qualities.

1.3 Detailed production drawings are not needed for final design specifications which go to the factory where garments are to be made.

1.4 A production pattern is made from soft, smooth paper and graded into different sizes.

1.5 Stencils can be plastic or metal and are available in various letter types.

(5 × 2) **[10]**

QUESTION 2

2.1 Complete the following sentences by using the words in the list below. Write only the missing word or words next to the question number (2.1.1–2.1.5) in the ANSWER BOOK.

silhouette; presentation drawings; harmony; designs; complementary or contrasting; production sketches; hue

2.1.1 The … is the basic overall shape of a garment.

2.1.2 … colours appear opposite each other on the colour wheel.

2.1.3 … consist of line, form, texture and colour.

2.1.4 … is also called unity and is achieved when the fundamental elements, namely line, shape, colour and texture, have been used to express a single concept or theme.

2.1.5 … are used to present a collection of ideas to buyers.

(5 × 2) (10)

2.2 Give other known names in the fashion industry for:

2.2.1 Design development sheet

2.2.2 Production drawings

2.2.3 Presentation sketches

(3 × 2) (6)

Copyright reserved

2.3 According to the female eight-head theory, on which line would each of the following be found:

2.3.1 Shoulder

2.3.2 Waist

2.3.3 Hip

2.3.4 Knee

2.3.5 Ankle

2.3.6 Feet

(6 × 2) (12)

2.4 Design a summer party dress for a five-year-old using the croquis provided on ADDENDUM A. The dress must have the following detail:

- Flat collar
- Puff sleeve
- Suitable hairstyle and accessories (12)

[40]

TOTAL SECTION A: 50

Copyright reserved

SECTION B

QUESTION 3

3.1 Carefully study the sketch below and draw a female figure wearing the outfit in the sketch. Complete the presentation drawing with a suitable background and accessories. Use the croquis on ADDENDUM D.



(25)

3.2 Make a production drawing of the entire outfit in QUESTION 3.1 showing the front view with correct detail and labelling. Bear in mind ALL the requirements for a good production drawing. Use ADDENDUM B. (25)
[50]

QUESTION 4

PUTTING AFRICA'S MENSWEAR ON THE MAP

THEME: *Celebrating Africa in a cool and modern way*

Realising the gap in the fast-growing category of menswear, fashion photographer Simon Deiner and businessman Ryan Beswick developed a platform that is now responsible for promoting menswear designers in Africa.

[Adapted from: *The Star,* 3 February 2017]

4.1 Make a design development sheet of THREE outfits consisting of a jacket, shirt, trouser, shorts, t-shirt and a dungaree following the given theme. Use the croquis on ADDENDUM E. Bear in mind ALL requirements for a good design development sheet. (50)

4.2 Choose ONE of the outfits designed in QUESTION 4.1 and make a presentation sketch (front view only). Use the croquis on ADDENDUM C. Bear in mind ALL requirements for a good presentation sketch. (30)
[80]

QUESTION 5

Design a cover page for your work. Place ALL fashion sketches behind the cover page. Bear in mind ALL requirements for a good cover page. **[20]**

TOTAL SECTION B : 150
GRAND TOTAL: 200

Copyright reserved

ADDENDUM A

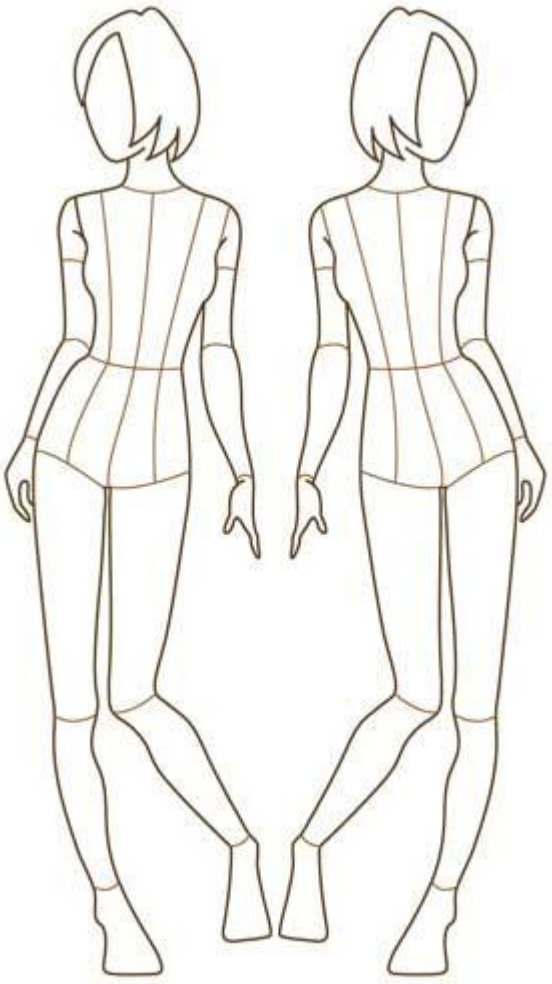

Copyright reserved

ADDENDUM B

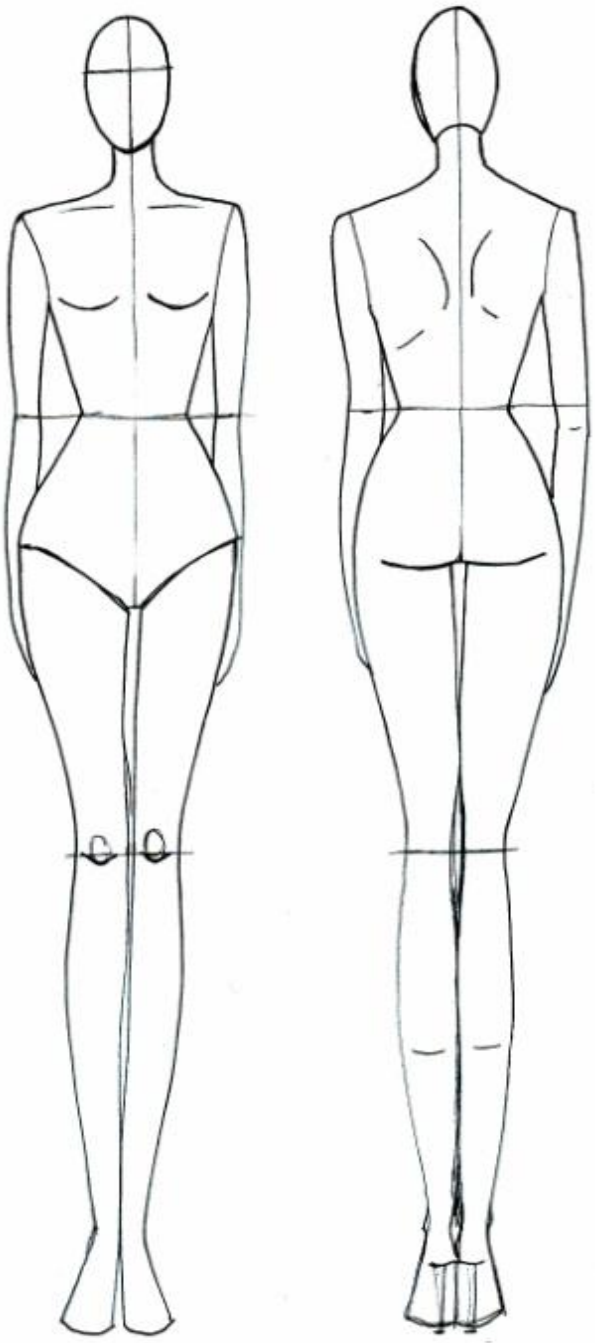

Copyright reserved

ADDENDUM C

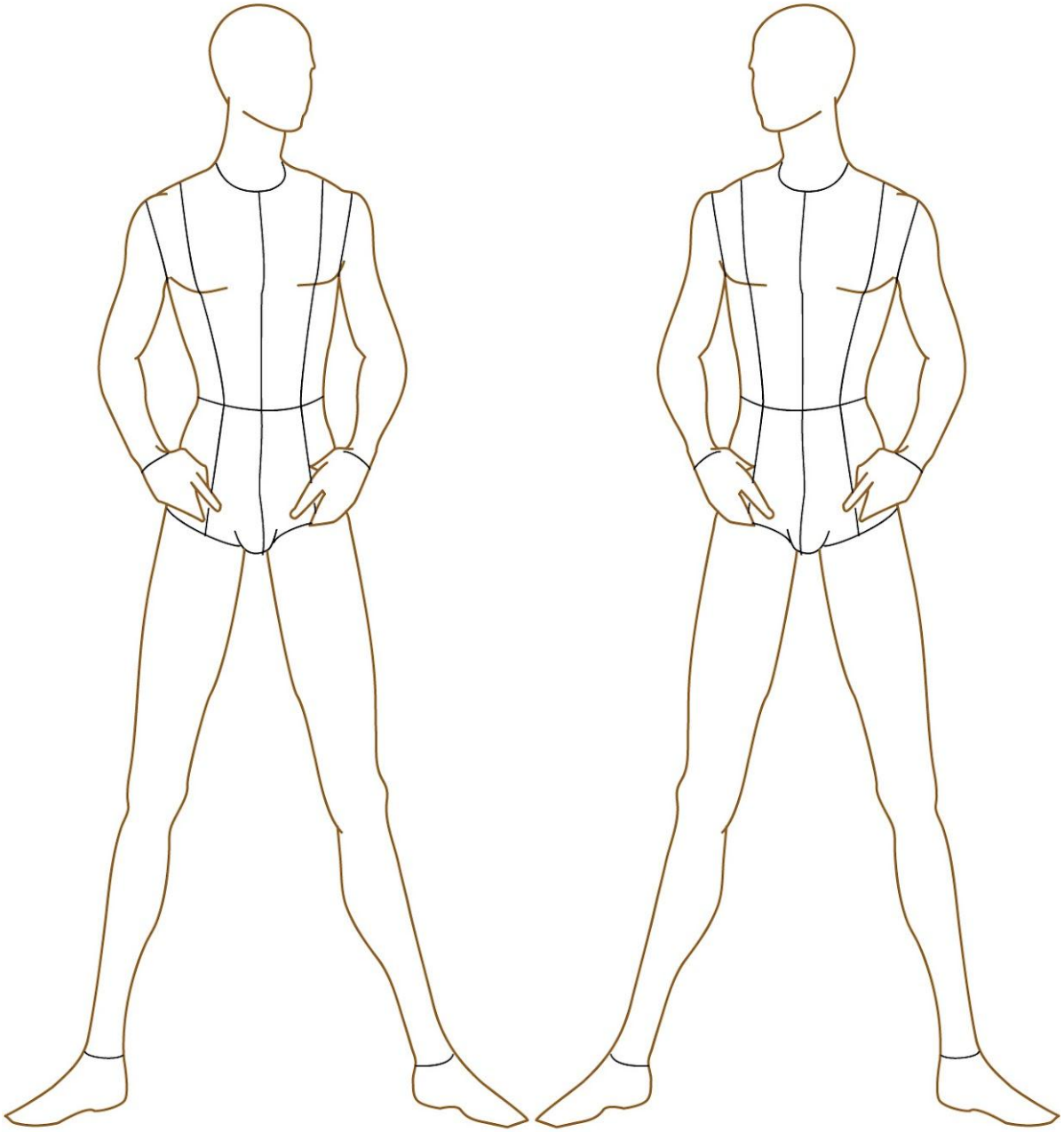

Copyright reserved

ADDENDUM D

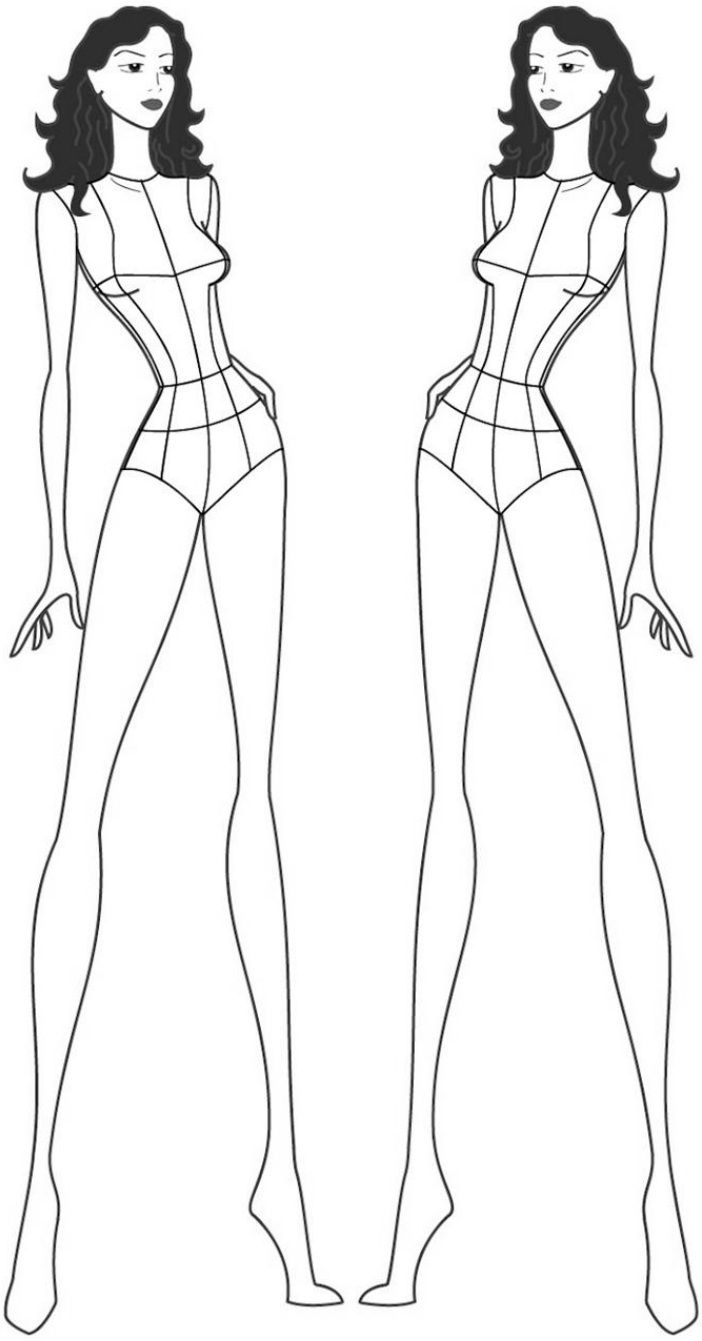

Copyright reserved

ADDENDUM E

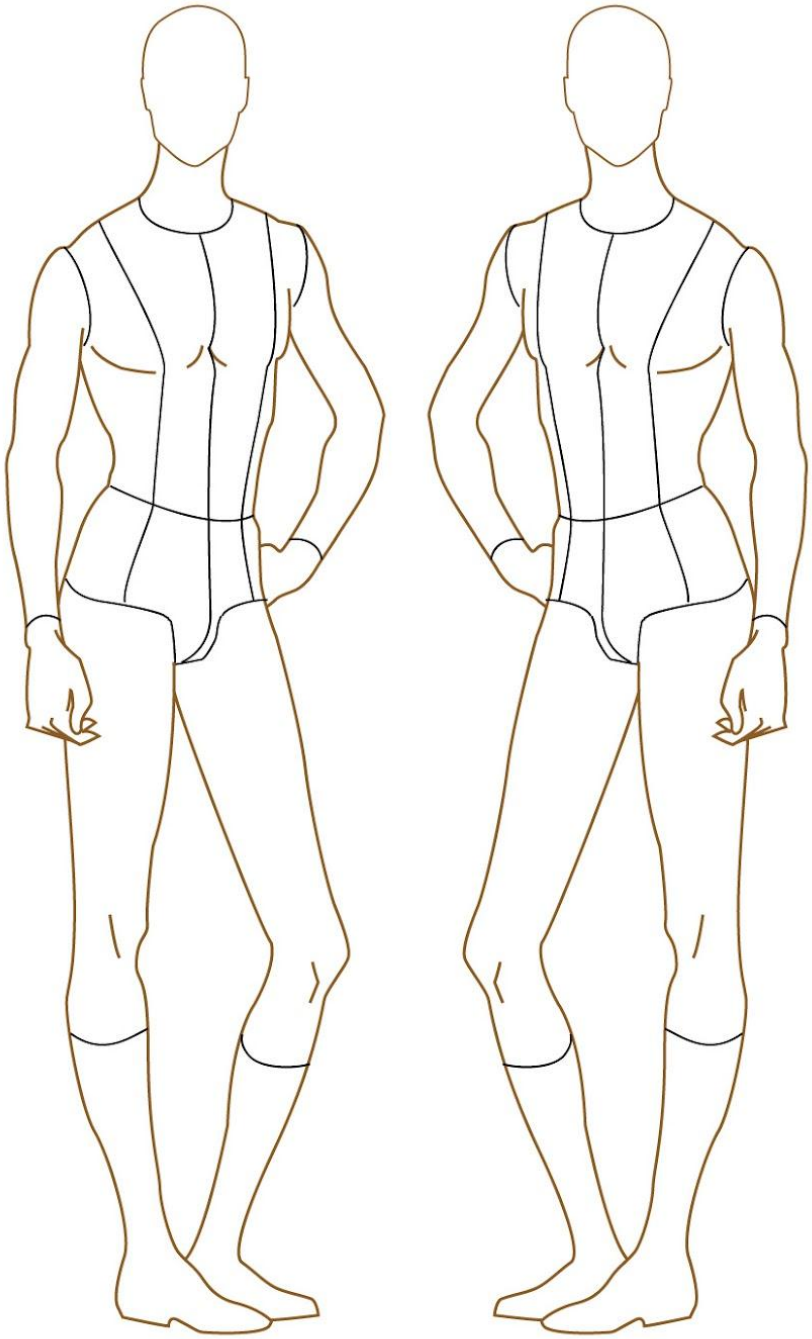

Copyright reserved

ADDENDUM F



Copyright reserved