higher education & training

Department:
Higher Education and Training
REPUBLIC OF SOUTH AFRICA

NATIONAL CERTIFICATE

CLOTHING CONSTRUCTION N5

(10010505)

28 September 2020 (X-paper)
09:00–12:00

This question paper consists of 12 pages.

100Q1B2028

Copyright reserved

DEPARTMENT OF HIGHER EDUCATION AND TRAINING
REPUBLIC OF SOUTH AFRICA

NATIONAL CERTIFICATE
CLOTHING CONSTRUCTION N5
TIME: 3 HOURS
MARKS: 200

INSTRUCTIONS AND INFORMATION

1. Answer all the questions.

2. Read all the questions carefully.

3. Number the answers according to the numbering system used in this question paper.

4. This question paper consists of TWO sections:

SECTION A: SHORT QUESTIONS		50 marks
SECTION B: LONG QUESTIONS	(3 × 50)	150 marks
GRAND TOTAL:		200 marks

5. Start each question on a new page.

6. Write neatly and legibly.

Copyright reserved

SECTION A

QUESTION 1

1.1 Various options are given as possible answers to the following questions. Choose the answer and write only the letter (A–D) next to the question number (1.1.1–1.1.10) in the ANSWER BOOK.

1.1.1 A garment with an American yoke has …

A a seam on the shoulder.
B a seam at centre front.
C no seam at the shoulder.
D a seam at the shoulder back.

1.1.2 Rib trim is a strip of … used to finish off the neckline of a tracksuit.

A facing.
B interlining.
C stretchy knit band.
D hem.

1.1.3 A tailored garment is pressed …

A after it is completed.
B after each construction process is completed.
C only after the seams are completed.
D before the hem is stitched.

1.1.4 A straight stitching, mostly on a single layer of fabric, just inside the curved or angled seam to prevent the seams from stretching out of shape.

A Stay stitching
B Top stitching
C Under stitching
D Back stitching

1.1.5 A seam ripper is the ideal choice for …

A pushing through sharp corners.
B making eyelets.
C slashing bound buttonholes.
D unpicking seams.

1.1.6 … is/are ideal for construction marking and fitting alterations.

A Tape measures
B Tracing wheels
C Tailor's chalk
D Pinking shears

Copyright reserved

1.1.7 A … is firmly packed cylindrical cushion, used primarily for pressing long curved seams and seams in very narrow areas.

A press mitt
B sleeve board
C tailor's hem
D seam roll

1.1.8 … is when the hem allowance is eliminated and the raw edges are encased by banding or binding.

A Faced edge
B Enclosed edge
C Turned-up edge
D Overlocked edge

1.1.9 This type of pocket hangs loosely on the inside of the garment, while the only pocket opening style line is visible on the outside of the garment.

A Inside pocket
B Patch pocket
C Flap pocket
D Inseam pocket

1.1.10 A(n) … facing is cut out using a pattern, to the same shape and on the same grain as the edge it will finish.

A combination
B extended
C bias
D shaped

(10 × 2) (20)

1.2 Indicate whether the following statements are TRUE or FALSE by writing only 'True' or 'False' next to the question number (1.2.1–1.2.10) in the ANSWER BOOK.

1.2.1 Leather and suede can be pressed on the wrong side using a press cloth or brown paper.

1.2.2 A needle threader eases threading of hand or machine needles.

1.2.3 A seam ripper has a sharp, curved edge for cutting seams open.

1.2.4 Cut leather with very sharp shears in long even strokes.

1.2.5 Pins must be entirely avoided when stitching leather jackets.

1.2.6 Ballpoint needles have rounded points/tips.

Copyright reserved

1.2.7 A bound buttonhole is the most suitable fastener for the band of men's trousers.

1.2.8 The fly opening on men's trousers closes right over left.

1.2.9 A French seam can be used when inserting a zip.

1.2.10 An American yoke forms part of the front and back.

(10 × 1) (10)

1.3 Choose an item/word from COLUMN B to match a description in COLUMN A. Write only the letter (A–K) next to the question number (1.3.1–1.3.10) in the ANSWER BOOK.

COLUMN A		COLUMN B	
1.3.1	Two needles on one shank	A	interfacing
1.3.2	Velcro	B	warp grain
1.3.3	Set-in sleeve	C	shawl collar
1.3.4	Protects the fabric from being see-through	D	shirt collar
1.3.5	Vilene	E	padding
1.3.6	A sleeve with a dart on the shoulder	F	bar tack
1.3.7	Under collar	G	double needles
1.3.8	Type of stitch	H	interlining
1.3.9	A collar with a centre back seam	I	raglan sleeve
1.3.10	Type of collar with a stand and a fall	J	two-piece sleeve
		K	fastening

(10 × 1) (10)

1.4 Give ONE word or term for each of the following descriptions. Write only the word or term next to the question number (1.4.1–1.4.10) in the ANSWERBOOK.

1.4.1 A strip used to finish off the raw edge of the garment.

1.4.2 The most suitable fasteners to use with the buttonholes.

1.4.3 An opening at the centre back of a skirt.

1.4.4 A suitable fastener for men's trousers.

1.4.5 A facing that is cut out using a pattern, to the same shape and on the same grain as the edge it will finish.

1.4.6 The most suitable fastener on the waistband of men's trousers.

1.4.7 A sleeve cut as an extension of the body section and is mostly loose fitting.

1.4.8 A denty edge finish used in sheer fabrics and circular skirts of evening garments.

1.4.9 A sponge forming a specific shape depending on the style of the garment, lying on top of the shoulder.

1.4.10 A fabric tunnel made to enclose elastic or a drawstring.

(10 × 1) (10)
[50]

TOTAL SECTION A: 50

SECTION B

QUESTION 2

2.1 Identify and name the following sketch of a knitted garment:

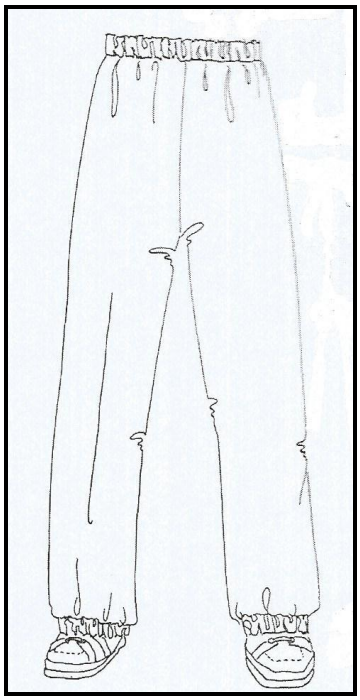

(2)

2.2 Discuss the FIVE characteristics of knitted fabrics. (5 × 2) (10)

2.3 Discuss THREE basic types of machine needles. (6)

2.4 What is a *stay stitch*? (3)

2.5 Give FOUR machine stitches suitable for knitted fabrics. (4 × 2) (8)

2.6 Discuss the most common uses of ribbing. (3)

2.7 Name FOUR types of knitted fabrics. (4)

2.8 Give TWO machine stitches suitable for knitted fabrics. (2 × 2) (4)

2.9 Give TWO examples of waist finishes. (2)

2.10 Differentiate between a *weft knit* and a *warp knit.* (4)

2.11 Which are the TWO quality standards of facing? (2 × 2) (4)

[50]

Copyright reserved

QUESTION 3

3.1 Study the sketch of a zip fastener below and answer the questions.

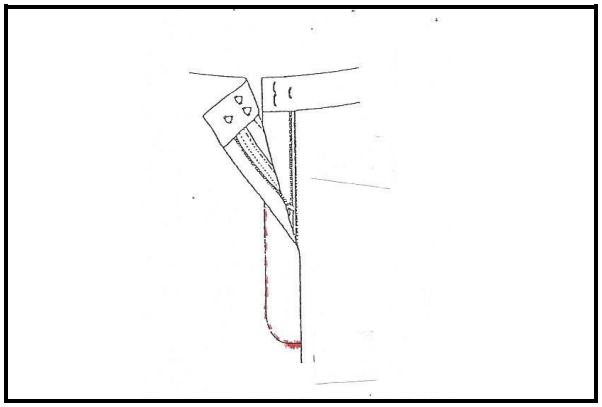

3.1.1 Identify the type of opening. (1)

3.1.2 Discuss the traditional overlap direction for men's and ladies' clothing. (4)

3.1.3 Identify the type of stitch at the bottom of the opening. (1)

3.1.4 Discuss the purpose of the above stitch. (2)

3.1.5 Identify the final stitching visible on the left hand side of the opening. (1)

3.1.6 What is the purpose of the above stitch? (2)

3.2 Which are the TWO quality standards of stitches? (4)

3.3 The choice of the knit fabric is based on TWO considerations. Name them. (2 × 2) (4)

3.4 Study the sketch of a TWO-PIECE COLLAR shown below and describe the construction process.

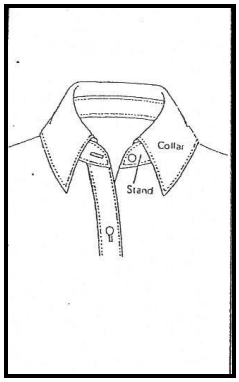

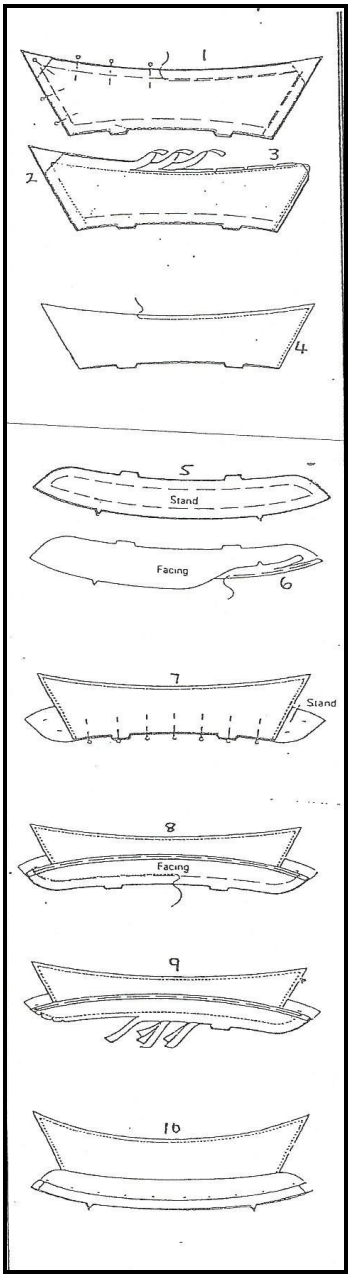

(20)

3.5 What is the difference between *underlining* and *interlining*? (2 × 2) (4)

3.6 Name FIVE different types of pressing equipment needed for effective tailoring. (5)

3.7 What is the purpose of pressing in tailoring? (2)

[50]

QUESTION 4

4.1 Give THREE types of zips. (3)

4.2 Give a description of each of the above types of the zips. (3 × 2) (6)

4.3 Describe the positioning of buttonholes in women's garments. (4)

4.4 How do we determine the length of a buttonhole? (2)

4.5 Give FOUR types of sleeve finishes. (4)

4.6 Give THREE types of collars. (3)

4.7 Give ONE example of each of the above types of collar. (3)

4.8 Define the following terms:

4.8.1 Inseam

4.8.2 Outseam

4.8.3 Pocketing

4.8.4 A stay

4.8.5 Bar tack

(5 × 2) (10)

4.9 Name the following types of seams and give TWO types of suitable fabrics for each seam type.

4.9.1

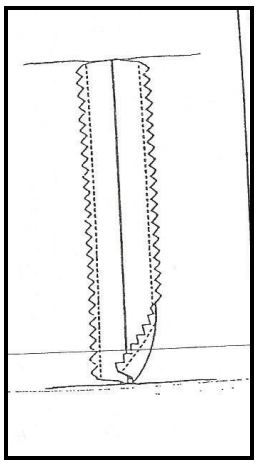

4.9.2

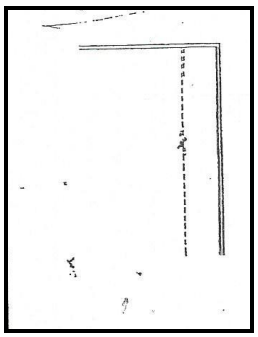

4.9.3

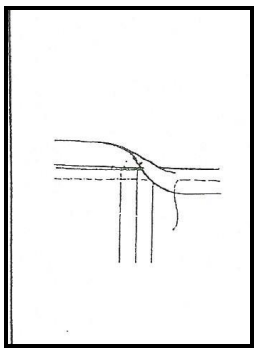

4.9.4

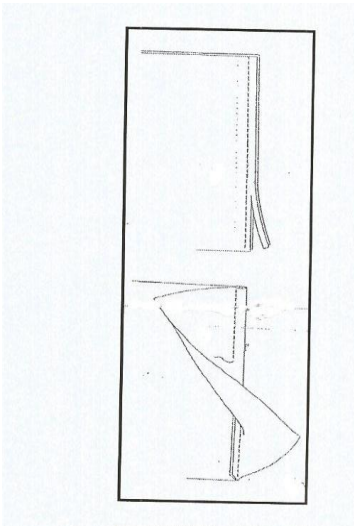

4.9.5

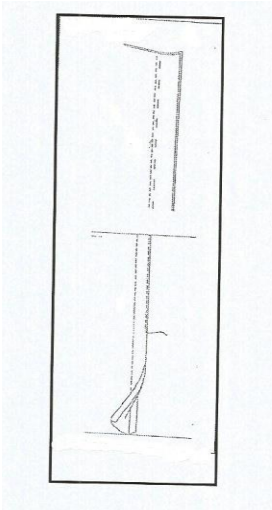

(5 × 3) (15)
[50]

TOTAL SECTION B: 150
GRAND TOTAL: 200

Copyright reserved