higher education & training

Department:
Higher Education and Training
REPUBLIC OF SOUTH AFRICA

NATIONAL CERTIFICATE

CLOTHING CONSTRUCTION N5

(10010505)

25 November 2019 (X-Paper)
09:00–12:00

This question paper consists of 10 pages.

Copyright reserved

DEPARTMENT OF HIGHER EDUCATION AND TRAINING
REPUBLIC OF SOUTH AFRICA

NATIONAL CERTIFICATE
CLOTHING CONSTRUCTION N5
TIME: 3 HOURS
MARKS: 200

INSTRUCTIONS AND INFORMATION

1. This question paper consists of TWO SECTIONS:

SECTION A: SHORT QUESTIONS		50 marks
SECTION B: LONG QUESTIONS	(3 × 50)	150 marks
GRAND TOTAL:		200 marks

2. Answer ALL the questions in the ANSWER BOOK.

3. Read ALL the questions carefully.

4. Number the answers according to the numbering system used in this question paper.

5. Start each question on a NEW page.

6.. Write neatly and legibly.

Copyright reserved

SECTION A

QUESTION 1

Choose an item/word from COLUMN B that matches a description in COLUMN A. Write only the letter (A–O) next to the question number (1.1–1.15) in the ANSWER BOOK.

COLUMN A		COLUMN B	
1.1	Used to finish off the edges of a slash in a garment	A	tailored hem
1.2	Cuff ends that should be in line with the placket edge	B	shaped turn back cuff
1.3	Cuff that folds back without buttons and buttonholes	C	bound pocket
1.4	Fastening	D	rolled hem
1.5	Seam is hidden on the right side	E	straight turn back cuff
1.6	Money pocket	F	shirt cuff
1.7	Cotton tape	G	revers
1.8	Disposal of fullness	H	ribbing
1.9	Hem	I	raglan
1.10	Collar	J	dart
1.11	Neckline finish	K	almost invisible
1.12	Pocket	L	eyes
1.13	Seam-edge finish	M	prevent stretching
1.14	Sleeve	N	zip
1.15	Hooks	O	overlocker

(15 × 1) **[15]**

QUESTION 2

Indicate whether the following statements are TRUE or FALSE. Choose the answer and write only 'True' or 'False' next to the question number (2.1–2.15) in the ANSWER BOOK.

2.1 An American yoke has no seam on the shoulder line.

2.2 The most suitable fasteners to use with a button stand are zips.

2.3 French dart extends diagonally from the side seam, waist or hip area to the bust.

2.4 Ribbing is particularly suitable for tracksuits.

2.5 The cuff is attached before the placket opening is made on the sleeve edge.

2.6 The fly opening on men’s trousers closure is left over right

2.7 A bias facing is a shaped facing in which both the neck and armholes are finished by the same facing unit

2.8 Bound buttonholes are suitable for transparent fabrics.

2.9 Horizontal buttonholes are made on cuffs.

2.10 A tailor hem is used to finish off the raw edge of a garment.

2.11 An opening in a lined jacket at the back is a vent.

2.12 Underlining in a tailored jacket is applied before interfacing, interlining and lining.

2.13 Interlining in a tailored jacket is applied before underlining, interfacing and lining.

2.14 The fastening closure on ladies' clothing is right over left.

2.15 Raglan sleeves have darts on the shoulders.

(15 × 1) **[15]**

Copyright reserved

QUESTION 3

Give ONE word/term for each of the following descriptions. Write only the word/term next to the question number (3.1–3.20) in the ANSWER BOOK.

3.1 An opening in a lined jacket at the back

3.2 The front opening of traditional trousers

3.3 A piece of fabric used in the sleeve head

3.4 A dart that extends diagonally from the side seam

3.5 A band of fabric that is attached to a sleeve edge

3.6 A buttonhole with both ends the same

3.7 A pattern piece fitting over the shoulder, mainly for decoration

3.8 Set of pleats facing the same direction

3.9 Patch pocket with no top stitch visible on the right side of the garment

3.10 A sponge forming a specific shape, depending on the style of the garment

3.11 The sleeve most often used in informal men's jackets

3.12 The hem finishing used in men's denims

3.13 Suitable collar used in shirts

3.14 Seam to join interfacing in tailoring

3.15 Sleeve cut in one with the neck part

3.16 Suitable hem for knit fabric

3.17 Suitable collar used in knitwear tops

3.18 The waistband most often used in men' trousers

3.19 The process of joining interfacing pattern pieces to the fabric

3.20 Buttonhole suitable for a ladies' tailored coat

(20 × 1) **[20]**

TOTAL SECTION A: 50

Copyright reserved

SECTION B

QUESTION 4

Study the following sketches of men's trousers and answer the questions.

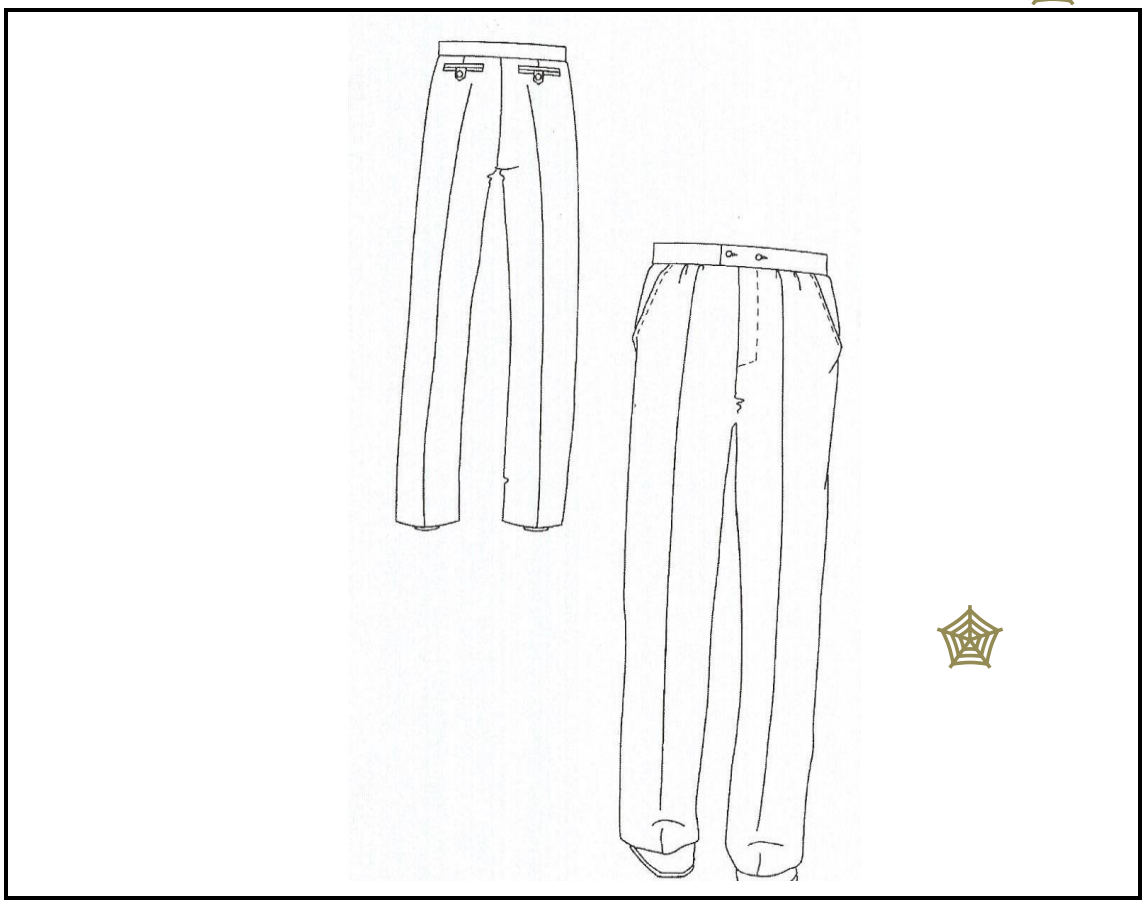

4.1 Identify each of the following as it appears on the men's trousers:

4.1.1 Hem finish (1)

4.1.2 Pockets (2)

4.1.3 A thin layer of fabric fused on the waistband (2)

4.1.4 The purpose of a thin layer of fabric fused on the waistband (2)

4.1.5 The type of seam on the sides of the trouser (2)

4.2 List SIX ways that disposal of fullness can be applied. (6)

4.3 What is the purpose of bar tucks? (2)

4.4 Name THREE types of zips. (3)

4.5 Define each of the above types of zips. (3 × 2) (6)

Copyright reserved

4.6 Define each of the following terms:

4.6.1 Inseam

4.6.2 Out seam

4.6.3 Pocketing

4.6.4 Stay

4.6.5 Fall

(5 × 2) (10)

4.7 Study the illustration of men's jackets and answer the questions.

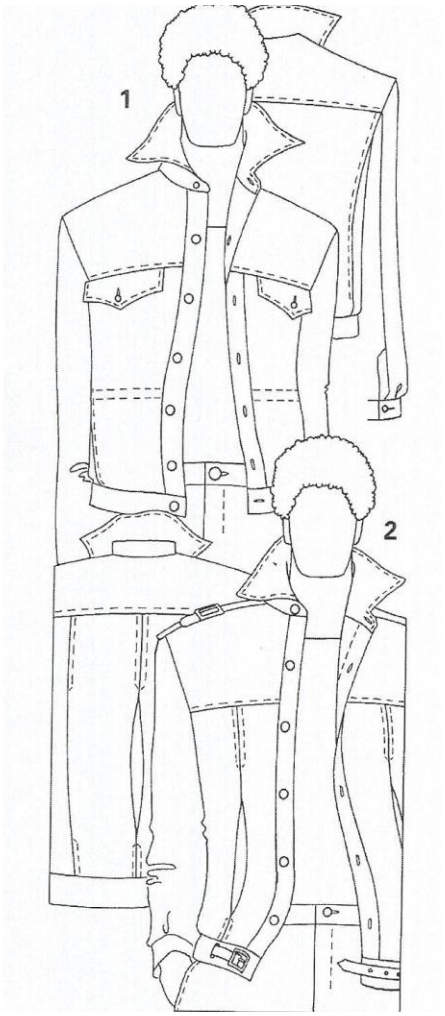

4.7.1 Identify the decorative stitch used on the collar.

4.7.2 Identify the type of yoke on the back of the jacket.

(2 × 1) (2)

4.8 Explain the construction process of the sleeve cuff. (12)

[50]

QUESTION 5

Study the following sketch of a man's outfit and answer the questions.



5.1	Identify the type of collar on the shirt.	(1)
5.2	Identify the type of lower pocket on the jacket.	(1)
5.3	Identify the type of top pocket on jacket.	(1)
5.4	Which FIVE ways can be used to reinforce the corners of the patch pocket? (5 × 2)	(10)
5.5	Which disposal of fullness has been used on the jacket?	(1)
5.6	Which waist finish has been used on the trousers?	(1)
5.7	Which precautions can be taken to prevent the pocketing from showing on the right side of the garment?	(2)
5.8	Explain the closure for male fastenings as compared to female fastenings.	(2)
5.9	What type of sleeve is used on the jacket?	(2)
5.10	Identify the fastening used on the waistband of the trousers.	(1)
5.11	Name the disposal of fullness used on the trousers.	(1)

Copyright reserved

5.12 Identify the type of pocket on the trousers. (1)

5.13 Machine bar tacks are often used on a man's trousers. Name FOUR positions where it can be stitched on trousers. (4 × 2) (8)

5.14 Explain the construction process of the type of collar illustrated on the shirt. (18)
[50]

QUESTION 6

Study the sketch of a tracksuit top (knit wear) and answer the questions.

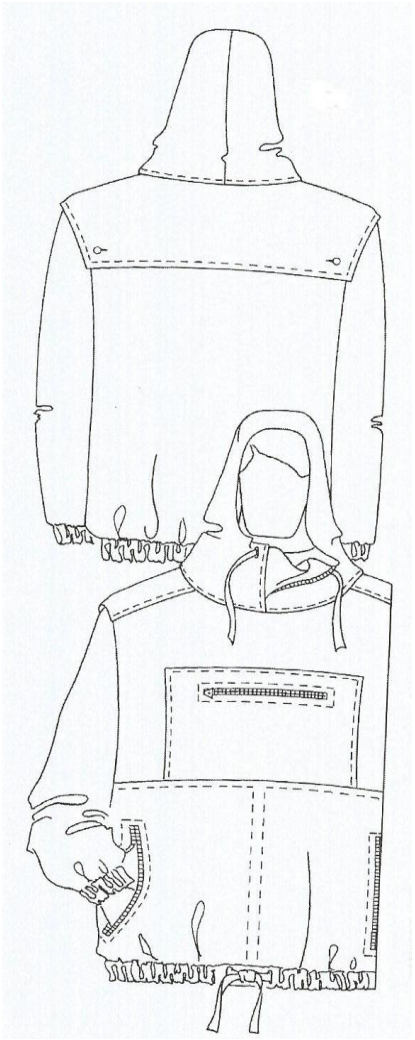

6.1 Seam choice for a knit is based on TWO considerations. Name them. (4)

6.2 Identify the waist finish used on the tracksuit top. (1)

6.3 Why is the answer to QUESTION 6.2 suitable for this type? (2)

6.4 Identify the type of sleeve. (1)

Copyright reserved

6.5 Define the type of yoke on the front of the tracksuit top. (2)

6.6 Discuss TWO precautions used to prevent seams in knits from overstretching. (2 × 2) (4)

6.7 Name TWO types of garments on which shoulder pads can be used. (2)

6.8 Give THREE ways in which to attach shoulder pads temporarily on a garment. (3 × 2) (6)

6.9 Discuss the FOUR quality standards of zip openings. (4 × 2) (8)

6.10 Discuss the THREE purposes of interfacing in a garment. (3 × 2) (6)

6.11 Define the term *facing*. (2)

6.12 Name FOUR places on a garment where facing can be attached. (4)

6.13 Where on the garment can the following types of facings be attached?

6.13.1 Shaped facing

6.13.2 Extended facing

6.13.3 Bias facing

6.13.4 Combination facing

(4 ×2) (8)
[50]

TOTALSECTION B: 150
GRAND TOTAL: 200

Copyright reserved