higher education & training

Department:
Higher Education and Training
REPUBLIC OF SOUTH AFRICA

NATIONAL CERTIFICATE

CLOTHING CONSTRUCTION N5

(10010505)

3 June 2021 (X-paper)
09:00–12:00

This question paper consists of 10 pages.

185Q1J2103

Copyright reserved

DEPARTMENT OF HIGHER EDUCATION AND TRAINING
REPUBLIC OF SOUTH AFRICA

NATIONAL CERTIFICATE
CLOTHING CONSTRUCTION N5
TIME: 3 HOURS
MARKS: 200

INSTRUCTIONS AND INFORMATION

1. Answer all the questions.
2. Read all the questions carefully.
3. Number the answers according to the numbering system used in this question paper.
4. Start each question on a new page.
5. Write neatly and legibly.

Copyright reserved

SECTION A

QUESTION 1

Various options are given as possible answers to the following questions. Choose the answer and write only the letter (A–D) next to the question number (1.1–1.10) in the ANSWER BOOK.

1.1 … sleeves have darts on the shoulders.

A Dolman ⌘
B Raglan
C Cap
D Two-piece

1.2 Horizontal buttonholes are usually made on …

A cuffs.
B bound openings.
C buttonhole strips.
D shawl collars.

1.3 The layer of the fabric between the upper and under collar pieces is the … ⌘

A interlining.
B interfacing.
C underlining.
D lining.

1.4 Easing in of fullness is done when …

A inserting a straight hem.
B attaching a cuff.
C setting in a set-in sleeve.
D attaching a pocket.

1.5 A button with a shank is recommended for garments made of …

A organza.
B bulky, heavy fabrics.
C brushed nylon. ⌘
D cotton.

1.6 A … fabric is suitable as lining for winter coat.

A linen
B satin
C lamé
D georgette

Copyright reserved

1.7 … gives a professional look as it cuts, sews and neatens in one operation.

A Turned-and-stitched edge
B Stitched-and-pinked edge
C Zigzagged edge
D An overlocked edge

1.8 The most suitable fastener on the band of men's trousers.

A Press studs
B Nylon tape
C Velcro
D Hooks and bars

1.9 The stitching on a waistband to keep it in position.

A Backstitching
B Stay stitching
C Shadow stitching
D Under stitching

1.10 … is a convenient finish for sleeves of knit or woven fabric on sportswear which stretches and recovers to allow comfortable control of the sleeve width.

A Knit band
B Cuff
C Casing
D Elastic finish

(10 × 2) **[20]**

QUESTION 2

Indicate whether the following statements are TRUE or FALSE by writing only 'True' or 'False' next to the question number (2.1–2.10) in the ANSWER BOOK.

2.1 A Chinese collar is an example of a stand collar.

2.2 Underlining in a tailored jacket is applied before interfacing, interlining and lining.

2.3 Interlining in a tailored jacket is applied before underlining, interfacing and lining.

2.4 The fastening closure on ladies clothing is right over left.

2.5 A tightly woven light-weight fabric used inside pockets is pocketing.

2.6 A tailored hem is used to finish off the bottom edge of a tailored garment.

2.7 Bound buttonholes can be used on transparent fabrics.

2.8 An under collar of a tailored jacket has a seam at the centre back. ⌘

2.9 A button with a stand is recommended for garments made of bulky, heavy fabrics.

2.10 Lining is a fabric which is applied last as the finishing touch on the jacket.

(10 × 1) **[10]**

QUESTION 3

Choose an item from COLUMN B that matches a description in COLUMN A. Write only the letter (A–L) next to the question number (3.1–3.10) in the ANSWER BOOK.

COLUMN A		COLUMN B	
3.1	Clipping is when clips (slits) are cut into the seam allowances of …	A	blazer
3.2	Reinforcement used at the points of strain	B	interlining
3.3	Patch pocket with no top stitching visible on the right side of the garment	C	trimming
3.4	Cutting away of seam allowance	D	bar tack
3.5	Prevent material from being see-through	E	concave (inward) curves
3.6	Disposal of fullness ⌘	F	tailoring
3.7	Seam finishing method	G	sleeve stiffening
3.8	Oval piece of fabric used to obtain height, body and puffed effect to the sleeve head	H	bias bound
3.9	Piece of fabric used in the sleeve head to support the weight of the sleeve cap fabric so that it will not collapse	I	sleeve heading
3.10	Type of collar that extends above the back neck seam line of the garment	J	sleeve heading
		K	tucks
		L	roll ⌘

(10 × 1) **[10]**

Copyright reserved

QUESTION 4

Give ONE term for each of the following descriptions by writing only the term next to the question number (4.1–4.10) in the ANSWER BOOK.

4.1 Stitching done on the right side of the fabric for decorative purposes.

4.2 A thin fabric used to reinforce the pocket mouth of a bound pocket. ⌘

4.3 An opening at the centre back of a skirt.

4.4 A suitable fastener for men's trousers.

4.5 A tool suitable for unpicking the seams.

⌘

4.6 The most suitable fastener on the waistband of men's trousers.

4.7 A firmly packed cylindrical cushion, used primarily for pressing long curved seams in very narrow areas.

4.8 A strip of knitting used to finish off the neckline of a tracksuit.

4.9 The type of pocket that hangs loose on the inside of the garment, while only the pocket opening is visible on the outside of the garment.

⌘

4.10 A facing that is cut using a pattern to the same shape and on the same grain as the edge it will finish.

(10 × 1) **[10]**

TOTAL SECTION A: 50

Copyright reserved

SECTION B

QUESTION 5

Study the following sketch of a jacket and answer the questions. ⌘

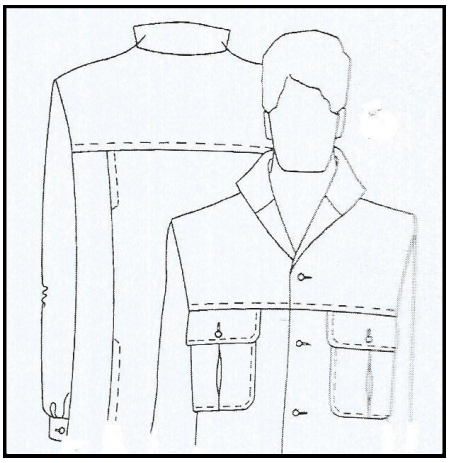

5.1 What is the purpose of the stitching on the yoke of the jacket? (2)

5.2 Name FOUR quality standards for cuffs. (8)

5.3 Identify the type of button holes used on the jacket. (1)

5.4 Name THREE quality standards of bound button holes. (6)

5.5 State the purpose of the following on a tailored jacket:

5.5.1 Lining ⌘

5.5.2 Interlining

5.5.3 Underlining

5.5.4 Padding stitching

5.5.5 Shoulder pads

(5 × 2) (10)

5.6 A two-piece set-in sleeve is used on a tailored coat. Name TWO other sleeves suitable for coats. (2)

5.7 Name THREE essential types of pressing equipment needed for effective pressing in tailoring. (3)

5.8 Define the following terms:

5.8.1 Casing ⌘

5.8.2 Binding

5.8.3 French dart

5.8.4 Fly opening

5.8.5 Ribbing ⌘

5.8.6 Bias strip

5.8.7 Roll hem

(7 × 2) (14)

5.9 Grading and notching are important to reduce bulk in a collar.

5.9.1 Explain the grading process. ⌘

5.9.2 Explain the process of notching.

(2 × 2) (4)
[50]

QUESTION 6

Study the sketch of a tailored jacket and answer the questions.



6.1 Identify the collar on the jacket. (1)

6.2 Identify the style line on the jacket. (1)

6.3 Identify the detail on the shoulder of the jacket. ⌘ (2)

6.4 Explain TWO purposes of lining on the inside of the pocket. (4)

Copyright reserved

6.5 What is the difference between *interlining* and *underlining*? (4)

6.6 Define *shoulder pads*. ⌘ (2)

6.7 What is the purpose of shoulder pads on a tailored jacket? (3)

6.8 Discuss genuine leather under the following headings:

6.8.1 Origin of leather (2)

6.8.2 Purchasing leather (2)

6.8.3 Stitching of seams on leather (2)

6.8.4 Hems on leather (2)

6.9 Explain the term *shadow stitching*. ⌘ (2)

6.10 Provide a different name for shadow stitching. (1)

6.11 Study the sketch below and answer the questions.

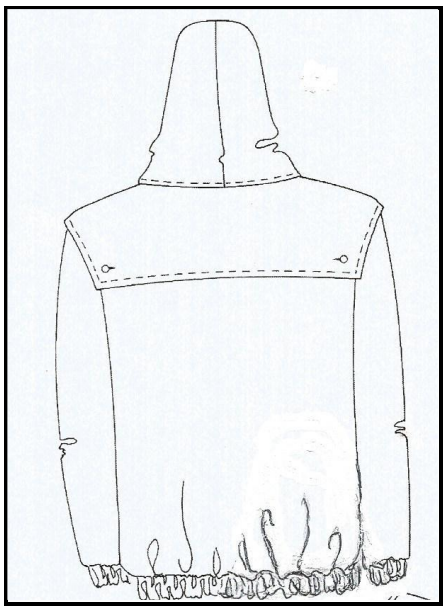

6.11.1 Describe the waist finish of the top.

6.11.2 Describe the purpose of the top stitch used on the yoke.

6.11.3 Name suitable fastening to be used in this garment.

6.11.4 Identify the disposal of fullness. ⌘

(4 × 2) (8)

6.12 Name FOUR characteristics by which knits can be identified. (4 × 2) (8)

Copyright reserved

6.13 Describe a *weft knit*. (2)

6.14 Describe a *warp knit*. (2)

6.15 Give TWO machine stitches suitable for knit fabrics. (2)
[50]

QUESTION 7

7.1	Mention FIVE ways to reinforce the corners of a patch pocket.	(5 × 2)	(10)
7.2	Give FIVE quality standards for collars.	(5 × 2)	(10)
7.3	Name FOUR pattern pieces needed when constructing a hip pocket.	(4 × 2)	(8)
7.4	Name FOUR quality standards for pockets.	(4 × 2)	(8)
7.5	On which TWO garments can one use a mandarin collar?		(2)
7.6	Name TWO components of a tailored collar.		(2)
7.7	Name FIVE quality standards for gathers.	(5 × 2)	(10)

[50]

TOTAL SECTION B: 150
GRAND TOTAL: 200

Copyright reserved