higher education & training

Department:
Higher Education and Training
REPUBLIC OF SOUTH AFRICA

N130**(E)**(J5)H

NATIONAL CERTIFICATE

CLOTHING CONSTRUCTION N5

(10010505)

5 June 2019 (X-Paper)
09:00–12:00

This question paper consists of 11 pages.

Copyright reserved

DEPARTMENT OF HIGHER EDUCATION AND TRAINING
REPUBLIC OF SOUTH AFRICA

NATIONAL CERTIFICATE
CLOTHING CONSTRUCTION N5
TIME: 3 HOURS
MARKS: 200

INSTRUCTIONS AND INFORMATION

1. This question paper consists of TWO sections:

SECTION A: SHORT QUESTIONS	50 marks
SECTION B: LONG QUESTIONS	150 marks
GRAND TOTAL:	200 marks

2. Answer ALL the questions.

3. Read ALL the questions carefully.

4. Number the answers according to the numbering system used in this question paper.

5. Start each question on a NEW page.

6. Write neatly and legibly.

Copyright reserved

SECTION A

QUESTION 1

Various options are given as possible answers to the following questions. Choose the answer and write only the letter (A–D next to the question number (1.1–1.15) in the ANSWER BOOK.

1.1 Shoulder pads are used to …

A camouflage round or bony shoulders
B fill in the sleeve head
C make a sleeve puff nicely
D prevent the scam from scratching the shoulders

1.2 Easing in of fullness is done when …

A inserting a straight hem
B setting in set-in sleeve
C attaching a cuff
D attaching a pocket

1.3 The layer of fabric found between the upper and under collar pieces is the …

A interlining
B underlining
C interfacing
D lining

1.4 The sleeve that is cut as an extension of the body section and is mostly loose fitting is a … sleeve.

A set-in
B magyar
C kimono
D raglan

1.5 The method for disposal of fullness in a plain set-in sleeve:

A tucks
B gathers
C easing
D pleats

1.6 The collar extends above the back neck seam line of garment:

A Tailored
B Peter Pan
C Shawl
D Shirt

Copyright reserved

1.7 An opening in a lined jacket at the back.

A placket
B vent
C pocket
D open seam

1.8 A straight stitching applied on certain seams, done on the right side of the garment, on the facing side close to the seam line.

A Top stitching
B Under stitching
C Edge stitching
D Stay stitching

1.9 The cutting away of the seam allowances before grading to get an even width.

A Clipping
B Grading
C Notching
D Trimming

1.10 This seam allowance is covered with a facing or inside of the garment construction.

A Enclosed seam
B Closed seam
C Open seam
D Single seam

1.11 The best method to transfer pattern markings into tailoring is to use a …

A chalk
B marking pens
C tailor's tacking
D marking pen

1.12 When attaching a separate button stand to a shirt, buttonholes are positioned:

A Vertically
B Horizontally
C Diagonally
D None of the above

1.13 Which pocket is the smallest in terms of size?

A Hip pocket
B Money pocket
C Patch pocket
D Welt pocket

Copyright reserved

1.14 Welt pocket are stitched on the garment …

A before the hems are stitched
B after the hems are stitched
C after the shoulder seams have been stitched
D after the pattern markings are transferred

1.15 A hook and bar is used on …

A a tailored placket
B a dress at centre back
C the waistband of a men's trouser
D a front opening of a man's trouser

(15 × 2) **[30]**

QUESTION 2

Choose a word from COLUMN B to match a description in COLUMN A. Write only the letter (A–K) next to the question number (2.1–2.10) in the ANSWER BOOK.

COLUMN A		COLUMN B	
2.1	Tailored sleeve	A	seam
2.2	Collar	B	bound
2.3	Trouser hem	C	contour
2.4	Piping	D	ribbing
2.5	Run and fell	E	pin
2.6	Dart	F	bias strip
2.7	Pocket	G	shawl
2.8	Dolman sleeve	H	two piece sleeve
2.9	Knit wear neckline finish	I	sleeve
2.10	Tuck	J	pleat
		K	turn-up

(10 × 1) **[10]**

Copyright reserved

QUESTION 3

Indicate whether the following statements are TRUE or FALSE. Choose the answer and write only 'True' or 'False' next to the question number (3.1–3.10) in the ANSWER BOOK.

3.1 An American yoke has no seam on the shoulder line.

3.2 The most suitable fasteners to use with a button stand are zips.

3.3 French dart extend diagonally from the side seam, waist or hip area to the bust.

3.4 Ribbing is particularly suitable for tracksuits.

3.5 The cuff is attached before the placket opening is made on the sleeve edge.

3.6 The fly opening on men's trousers closure is left over right.

3.7 A bias facing is a shaped facing in which both the neck and armholes are finished by the same facing unit.

3.8 Bound buttonholes are suitable for transparent fabrics.

3.9 Horizontal buttonholes are made on cuffs.

3.10 A tailor hem is used to finish off the raw edge of the garment.

(10 × 1) **[10]**

TOTAL SECTION A: 50

SECTION B

QUESTION 4

Study the following sketches of men's trousers and answer the questions:

4.1 Identify each of the following as it appears on the men's trousers:

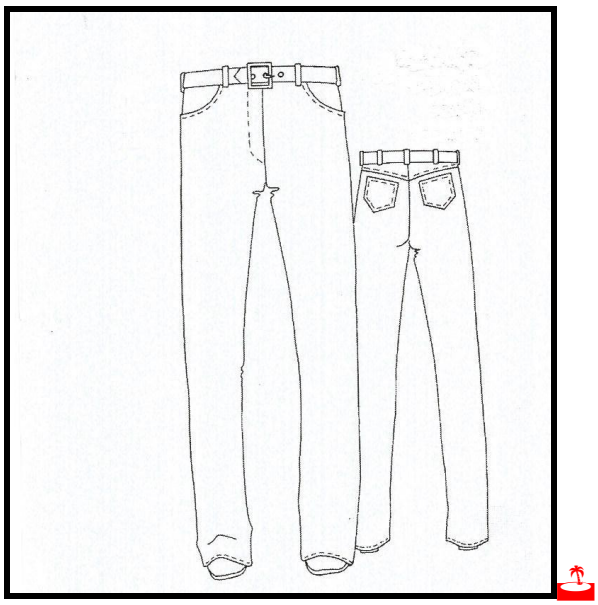

4.1.1 Belt carrier (1)

4.1.2 Pockets (2)

4.1.3 Waistline finish (1)

4.1.4 Fastener (1)

4.1.5 Seam on centre back (1)

4.2 Name the decorative stitch used on trouser. (1)

4.3 Belt carries are often used on trousers.

Explain how to attach a belt carrier to the waistline after it has been prepared. (4)

4.4 Name TWO places where the bar tuck are used on this trouser. (2 × 2) (4)

4.5 What is the purpose of the bar tucks? (2)

4.6 Top stitching can be used on the trousers.

How does top stitching differ from normal stitching? (4)

Copyright reserved

4.7 Discuss the following types of stitches:

4.7.1 Stay stitching

4.7.2 Top stitching

4.7.3 Under stitching

4.7.4 Shadow stitching

(4 × 2) (8)

4.8 Explain the following terms used for collar construction:

4.8.1 Neckline

4.8.2 Style line

4.8.3 Roll line

4.8.4 Stand

4.8.5 Fall

(5 × 2) (10)

4.9 Study the illustration of a men's shirt and answer the questions:

4.9.1 Name the type of yoke illustrated above. (1)

4.9.2 Explain the construction process of the type of yoke illustrated above. (8)

4.10 Give TWO characteristics of woollen fabric. (2)

[50]

Copyright reserved

QUESTION 5

Study the following sketch of a man's outfit and answer the questions.

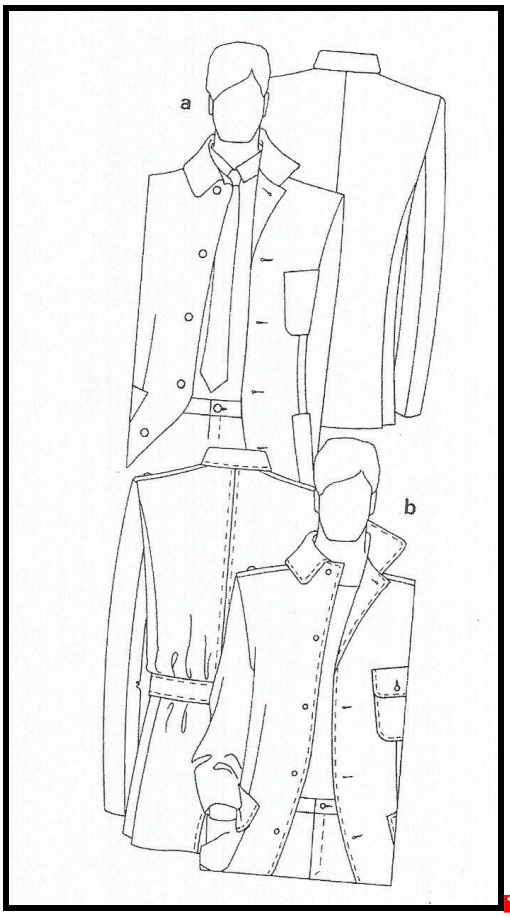

5.1 Identify the type of collar on shirt **(a)**. (1)

5.2 Identify the type of pocket used on the jacket **(b)**. (1)

5.3 Identify the type of machine stitch on the pocket of jacket **(b)**. (1)

5.4 Which FIVE ways can be used to reinforce the corners of the patch pocket? (5 × 2) (10)

5.5 Identify the type of seam on the centre back of jacket **(a)**. (1)

5.6 Which waist finish is used on the trousers? (1)

5.7 Which precautions can be taken to prevent the pocketing from showing on the right side of the garment? (2)

5.8 Compare the closure of fastenings on men's and ladies' clothing. (2)

5.9 What type of sleeve is used on jacket **(b)**? (2)

Copyright reserved

5.10 Identify the fastening used on the waistband on trouser **(a)**. (1)

5.11 Name TWO disposal of fullness used on jacket **(b)**. (2)

5.12 Machine bar tacks are often used on a man's trouser.

Name FOUR positions on trousers where it can be stitched. (8)

5.13 Explain the construction process of the type of collar illustrated on jacket **(b)**. (18)
[50]

QUESTION 6

Study the sketch of a tracksuit top (knit wear) and answer the questions.

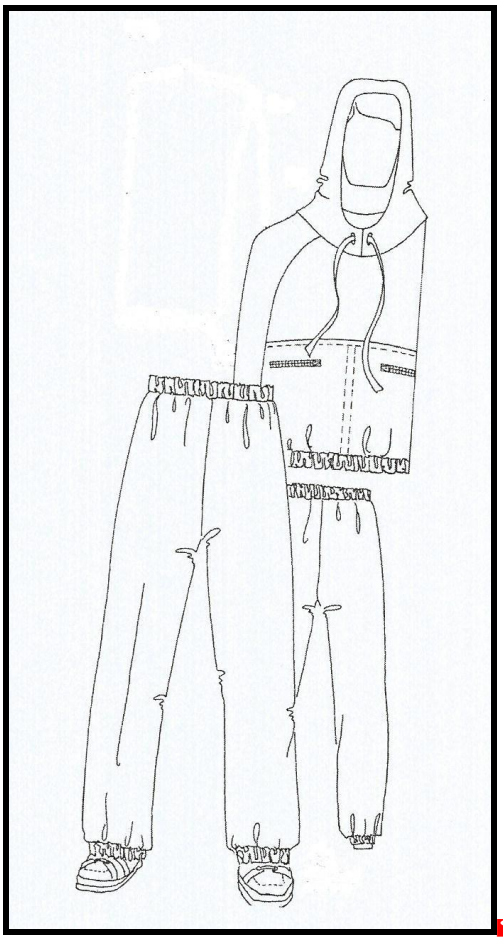

6.1 Seam choice for a knit is based on TWO considerations. Name them. (2 × 2) (4)

6.2 Identify the type of fastening used on the trouser. (1)

6.3 Give the reason why is it suitable for this type of trouser. (2)

6.4 Identify the type of sleeve for the top. (1)

6.5	Define the type of sleeve for the top.		(2)
6.6	What can you do to prevent seams in knits to overstretch?		(4)
6.7	Define *shoulder pads.*		(2)
6.8	Name THREE types of shoulder pads.		(6)
6.9	Discuss the FOUR quality standards of pockets.	(4 × 2)	(8)
6.10	Discuss the THREE purposes of the interfacing in a garment.	(3 × 2)	(6)
6.11	Define *American yoke.*		(2)
6.12	Name FOUR types of standing collars.		(4)
6.13	Define the following types of facings:		
6.13.1	Shaped facing		
6.13.2	Extended facing		
6.13.3	Bias facing		
6.13.4	Combination facing		
		(4 × 2)	(8)
			[50]

TOTAL SECTION B: 150
GRAND TOTAL: 200

Copyright reserved