higher education & training

Department:
Higher Education and Training
REPUBLIC OF SOUTH AFRICA

N130**(E)**(J13)H

NATIONAL CERTIFICATE

CLOTHING CONSTRUCTION N5

(10010505)

13 June 2018 (X-Paper)
09:00–12:00

This question paper consists of 11 pages.

Copyright reserved

DEPARTMENT OF HIGHER EDUCATION AND TRAINING
REPUBLIC OF SOUTH AFRICA

NATIONAL CERTIFICATE
CLOTHING CONSTRUCTION N5
TIME: 3 HOURS
MARKS: 200

INSTRUCTIONS AND INFORMATION

1. Read ALL the questions carefully.

2. Answer ALL the questions in the ANSWER BOOK.

3. Number the answers according to the numbering system used in this question paper.

4. This question paper consists of TWO SECTIONS:

SECTION A:	SHORT QUESTIONS	50 marks
SECTION B:	LONG QUESTIONS (3 × 50)	150 marks
GRAND TOTAL:		200 marks

5. Start each question on a NEW page.

6.. Write neatly and legibly.

Copyright reserved

SECTION A

QUESTION 1

1.1 Various options are given as possible answers to the following questions. Write only the letter (A–D) next to the question number (1.1.1–1.1.10) in the ANSWER BOOK.

1.1.1 A seam ripper is the ideal choice for ...

A pushing through sharp corners.
B making eyelets.
C slashing bound button holes.
D unpicking seams.

1.1.2 … are ideal for construction marking and fitting alterations.

A Tape measures
B Tracing wheels
C Tailor's chalk
D Pinking sheers

1.1.3 A … is a firmly packed cylindrical cushion, used primarily for pressing long-curved seams and seams in very narrow areas.

A press mitt
B sleeve board
C tailor's hem
D seam roll

1.1.4 A/An … edge is when the hem allowance is eliminated, and the raw edges are encased by banding or binding.

A faced
B enclosed
C turned-up
D overlocked

1.1.5 This type of pocket hangs loose on the inside of the garment, while the only the pocket opening style line is visible on the outside of the garment.

A Slit pocket
B Patch pocket
C Flap pocket
D Inside pocket

Copyright reserved

1.1.6 A facing that is cut out using a pattern to the same shape and on the same grain as the edge it will finish:

A Combination
B Extended
C Bias
D Shaped

1.1.7 Rib trim is a strip of … used to finish off the neckline of a tracksuit.

A facing
B interlining
C stretchy knit band
D hem

1.1.8 A tailored garment is pressed …

A after it is completed.
B after each construction process is completed.
C only after the seams are completed.
D before the hem is stitched.

1.1.9 A straight stitching, mostly on a single layer of fabric, just inside the curved or angled seam to prevent the seams from stretching out of shape:

A Staystitching
B Topstitching
C Understitching
D Back stitching

1.1.10 A garment with an American yoke has …

A a seam on the shoulder.
B a seam at centre front.
C no seam at the shoulder.
D a seam at the shoulder back.

(10 × 2) (20)

1.2 Indicate whether the following statements are TRUE or FALSE. Choose the answer and write only 'True' or 'False' next to the question number (1.2.1–1.2.10) in the ANSWER BOOK.

1.2.1 A needle threader eases threading of hand or machine needles.

1.2.2 A seam ripper has a sharp, curved edge for cutting seams open.

1.2.3 A French seam can be used when inserting a zipper.

1.2.4 A bound button hole is the most suitable fastener for the band of men's trousers.

Copyright reserved

1.2.5 An American yoke forms part of the front and back.

1.2.6 Ballpoint needles have rounded points/tips.

1.2.7 The fly opening on men's trousers closes right over left.

1.2.8 Leather and suede can be pressed on the wrong side using a press cloth or brown paper.

1.2.9 Leather must be cut with very sharp shears in long, even strokes.

1.2.10 Pins must be entirely avoided when stitching leather jackets.

(10 × 1) (10)

1.3 Choose an item from COLUMN B to match a description in COLUMN A. Write only the letter (A–K) next to the question number (1.3.1–1.3.10) in the ANSWER BOOK.

COLUMN A		COLUMN B	
1.3.1	Under collar	A	interfacing
1.3.2	Two needles on one shark	B	warp grain
1.3.3	Type of collar with a stand and a fall	C	shawl collar
1.3.4	A collar with a centre back seam	D	shirt collar
1.3.5	A type of stitch	E	padding
1.3.6	Velcro	F	bar tack
1.3.7	Set-in sleeve	G	double needles
1.3.8	A sleeve with a dart on the shoulder	H	interlining
1.3.9	Vilene	I	raglan sleeve
1.3.10	Protects the fabric from being see-through	J	two-piece sleeve
		K	fastening

(10 × 1) (10)

Copyright reserved

1.4 Give ONE word/term for each of the following descriptions. Write only the word/term next to the question number (1.4.1–1.4.10) in the ANSWER BOOK.

1.4.1 A firmly packed cylindrical cushion, used primarily for pressing long, curved seams in very narrow areas

1.4.2 Sponge forming in a specific shape, depending on the style of the garment, laying on top of the shoulder

1.4.3 A strip used to finish off the raw edge of the garment

1.4.4 A facing that is cut out using a pattern to the same shape and on the same grain as the edge it will finish

1.4.5 The type of pocket that hangs loose on the inside of the garment, while the only pocket opening is visible on the outside of the garment

1.4.6 A suitable fastener for men's trousers

1.4.7 The most suitable fasteners to use with button holes

1.4.8 The most suitable fastener on the waistband of men's trousers

1.4.9 A fabric tunnel made to enclose elastic or a drawstring

1.4.10 An opening at the centre back of a skirt

(10 × 1) (10)
[50]

TOTAL SECTION A: 50

SECTION B

QUESTION 2

2.1 Identify the numbered parts on the sketches of knitted garments below. Write only the answer next to the question number (2.1.1–2.1.6) in the ANSWER BOOK.



(6 × 1) (6)

2.2 2.2.1 Name TWO sleeve finishes used on the garments in the sketches above. (2)

2.2.2 Which TWO other fastenings can be used on these garments? (2)

2.3 Discuss the FOUR characteristics of knitted fabrics. (4 × 2) (8)

2.4 Discuss THREE basic types of machine needles. (3 × 2) (6)

2.5 Discuss the term *stay stitch*. (3)

2.6 Give FOUR machine stitches suitable for knit fabrics. (4)

2.7 Discuss the most common uses of ribbing. (3)

2.8 Give TWO precautions used to prevent seams in knits from overstretching. (2 × 2) (4)

2.9 Which type of a zipper is used on the jacket? (2)

2.10 Give TWO examples of waist finishes. (2)

2.11 Differentiate between a weft knit and a warp knit. (4)

2.12 Give TWO quality standards of facings. (2 × 2) (4)

[50]

Copyright reserved

QUESTION 3

3.1 Study the following sketch of a man's trousers and answer the questions.



3.1.1 Identify the type of opening on the trousers. (1)

3.1.2 Discuss the traditional overlap direction for men's and ladies' clothing. (4)

3.1.3 Identify the type of stitch at the bottom of the opening. (1)

3.1.4 What is the purpose of the stitch mentioned in QUESTION 3.1.3. (2)

3.1.5 Identify the final stitching visible on the left-hand side of the opening. (1)

3.1.6 What is the purpose of the stitching mentioned in QUESTION 3.1.5? (2)

3.2 Name TWO quality standards of stitches. (2 × 2) (4)

3.3 3.3.1 Name the disposal of fullness on the trousers. (1)

3.3.2 Name TWO types of pockets on the trousers. (2)

3.3.3 Name the waist finish of the trousers. (1)

Copyright reserved

3.4 Study the following sketch of a man's tailored jacket and describe the construction techniques for lining.



(12)

3.5 What is the difference between underlining and interlining? (4)

3.6 Name FIVE types of pressing equipment needed for effective tailoring. (5)

3.7 What is the purpose of pressing in tailoring? (2)

3.8 Name TWO factors to bear in mind when choosing the right type of lining for garments. (2 × 2) (4)

Copyright reserved

3.9 Study the following sketch of formal men's wear and answer the questions.



3.9.1 Identify the type of pocket on the waist coat.

3.9.2 Name the fastening used on the waist coat.

3.9.3 Identify the type of sleeve on the shirt.

3.9.4 Name of the type of sleeve finish used on the shirt.

(4 × 1) (4)

[50]

QUESTION 4

4.1 Name THREE types of zippers. (3)

4.2 Describe each zipper mentioned in QUESTION 4.1 and give ONE use of each. (3 × 2) (6)

4.3 Describe the positioning of buttonholes in women's garments. (4)

4.4 How do we determine the length of a button hole? (2)

4.5 Give FOUR types of sleeve finishings. (4)

4.6 Give THREE types of collars. (3)

4.7 Give ONE example of each of the collars mentioned in QUESTION 4.6. (3)

Copyright reserved

4.8 Define the following terms:

4.8.1 Inseam

4.8.2 Outseam

4.8.3 Pocketing

4.8.4 A stay

4.8.5 Bar tack

(5 × 2) (10)

4.9 Study the following sketches and identify the numbered parts. Write only the answer next to the question number (4.9.1–4.9.10) in the ANSWER BOOK.

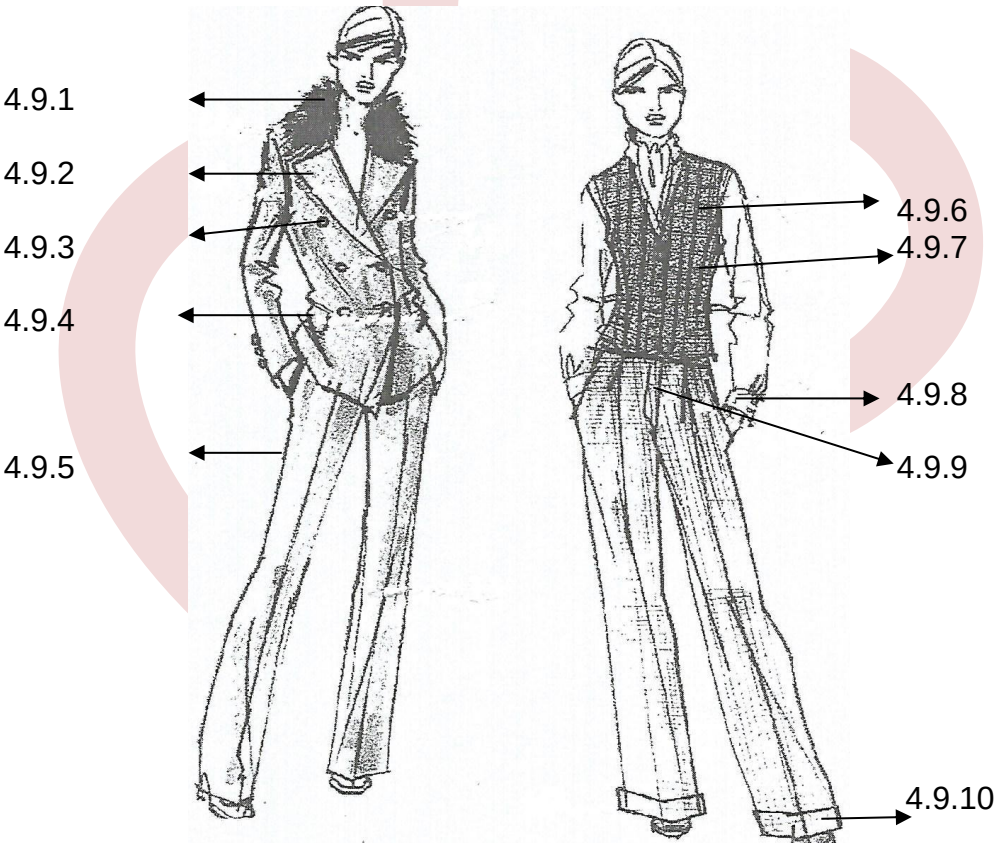

(10 × 1) (10)

4.10 Disposal of fullness can be applied in FIVE ways. Name them. (5)

[50]

TOTAL SECTION B: 150
GRAND TOTAL: 200

Copyright reserved