higher education & training

Department:
Higher Education and Training
REPUBLIC OF SOUTH AFRICA

MARKING GUIDELINE

NATIONAL CERTIFICATE (VOCATIONAL)

MASONRY
NQF LEVEL 2

28 NOVEMBER 2023

This marking guideline consists of 5 pages.

Copyright reserved

QUESTION 1

1.1
1.1.1 True
1.1.2 True
1.1.3 False
1.1.4 False
1.1.5 False

(5 × 1) (5)

1.2
1.2.1 Sill blocks
1.2.2 Springer
1.2.3 Mortar
1.2.4 Lintels
1.2.5 Brickforce

(5 × 1) (5)
[10]

QUESTION 2

2.1 222 mm × 106 mm × 73 mm (1)

2.2 A cavity wall is a wall that consists of two leaves with a gap of 50 mm to 110 mm between them. (1)

2.3
- English bond
- Flemish bond
- Stretcher bond
- Garden wall bond
- Header bond

(Any 3 × 1) (3)

2.4 2.4.1  Crimp wire ✓✓

2.4.2  Wall tie✓✓

(2 × 2) (4)
[9]

QUESTION 3

3.1
- Floor plan: a horizontal sectional view of a structure showing the length and thickness of walls,✓ as well as the position of doors and windows.
- Site plan: a horizontal or top view of an entire site✓ showing the position of site services such as storm water, sewer line, proposed and existing structures on the site. The contour lines give an indication of the slope of the site.✓ (3)

3.2 3.2.1
- Setting-out tools
- Bricklaying tools
- Brick cutting tools
- Plastering tools (4)

3.2.2 Setting-out tools: Builder's line✓
Steel peg✓
Measuring tape✓
Steel square/builder square, etc.

Bricklaying tools: Builders trowel✓
Spirit level✓
Measuring tape✓
Corner blocks
Corner profile, etc.

Brick cutting tools: Bolster✓
Brick hammer✓
Club hammer✓

Plastering tools: Hand hawk
Plastering trowel✓
Straight edge✓
Wooden float✓ (12)

3.3

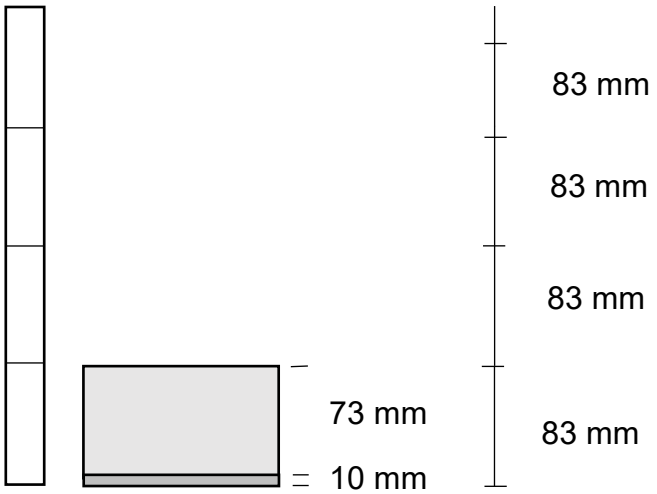

(3)
[22]

QUESTION 4

4.1

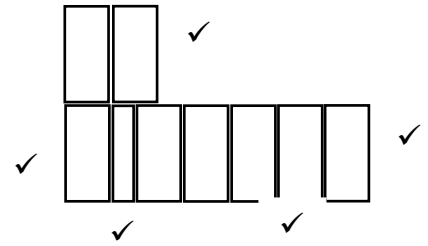

Course A✓

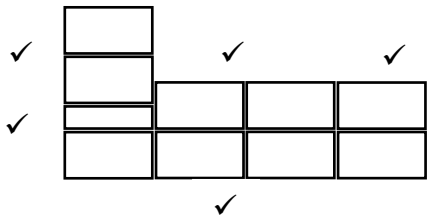

Course B✓

(12)

4.2
- DPC: is laid at a minimum of 150 mm above ground level between a foundation wall and a superstructure to protect walls against rising moisture.✓✓
- DPM: is laid below the surface bed to protect a slab against rising moisture from the ground.✓✓ (4)

4.3 Lay DPC to the full thickness of a wall.✓ Lap the DPC at least 15 cm at all joints in the running length.✓ At ends, intersections and angles, the DPC must overlap the full width of a wall.✓ All horizontal DPCs must protrude at least 5 mm from the external face of a wall.✓ The DPC must be laid across the full width of a cavity wall.✓ Do not puncture the DPC.✓ In hollow masonry units exceeding 140 mm, DPC may be pierced at regular intervals.✓ (6)

4.4
- Concrete and burnt clay respond differently to temperature changes, moisture and stress.
- Stress may result in cracks. (2)

4.5 A single-leaf wall is a wall is built by laying single bricks overlapping each other.✓ A double-leaf wall is built by laying double or two bricks overlapping each other according to the bond.✓ (2)

4.6 To lap is to put something over something else✓ and to lay is to put something down on a surface.✓ (2)

[28]

QUESTION 5

5.1

5.1.1	E
5.1.2	J
5.1.3	C
5.1.4	A
5.1.5	H
5.1.6	F
5.1.7	B
5.1.8	I
5.1.9	G
5.1.10	D

(10 × 1) (10)

5.2

5.2.1	Frame head
5.2.2	Top rail
5.2.3	Stile
5.2.4	Jamb
5.2.5	Bottom rail
5.2.6	Fixing lug

(6 × 1) (6)

5.3 Never cut the brick force at corners✓ because it will weaken the reinforcement.✓ When joining the brick force,✓ overlap the strands by at least 300 mm.✓ Never cut the expansion joint with a brick force.✓ Rather cut it and continue on the other side.✓ (6)

5.4 Roof plans tells us exactly where to put roof ties so that roof trusses can be easily tied down.✓✓ (2)

5.5

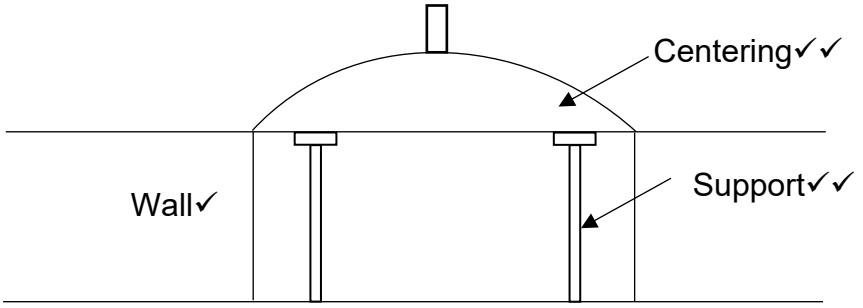

(5)

5.6
- Bond block lintels
- Precast, pre-stressed concrete lintels
- Bed-joint reinforced lintels

(Any 2 × 1) (2)

[31]

TOTAL: 100

Copyright reserved