higher education & training

Department:
Higher Education and Training
REPUBLIC OF SOUTH AFRICA

# NATIONAL CERTIFICATE (VOCATIONAL)

## GRAPHIC DESIGN
### NQF LEVEL 2

(2020012)

**17 November 2022 (Y-paper)**
**13:00–16:00**

**This question paper consists of 12 pages and 3 addenda.**



Copyright reserved

**TIME: 3 HOURS**
**MARKS: 100**

---

**INSTRUCTIONS AND INFORMATION**

1. Answer all the questions.
2. Read all the questions carefully.
3. Number the answers according to the numbering system used in this question paper.
4. Start each section on a new page.
5. Use only a blue or black pen.
6. Write neatly and legibly.

---

Copyright reserved 

## SECTION A

## QUESTION 1

1.1 A team of different professionals is hired to work on different tasks in the production of a film. Choose a task in COLUMN B that matches the title in COLUMN A. Write only the letter (A–E) next to the question number (1.1.1–1.1.5) in the ANSWER BOOK.

| COLUMN A | | COLUMN B | |
|---|---|---|---|
| 1.1.1 | Location manager | A | Responsible for what different people will wear |
| 1.1.2 | Casting director | B | Finds the right people (actors or presenters) to use in a production |
| 1.1.3 | Sound designer | C | Works on the music and sound effects |
| 1.1.4 | Costume designer | D | In charge of the photography and shooting of the film |
| 1.1.5 | Cinematographer | E | The person who decides on the best location (site) to shoot the film. |

(5 × 1) (5)

1.2 Complete the following sentences by filling in the missing word or words. Write only the word or words next to the question number (1.2.1–1.2.5) in the ANSWER BOOK.

1.2.1 A … is an electronic device that processes information and data.

1.2.2 … : information that is in a format that can be understood and manipulated by the computer.

1.2.3 CPU: the main information … unit in the computer.

1.2.4 Computer memory is primarily for … , not for storage.

1.2.5 Text files can be opened, modified and saved in any word processing programme …, such as Microsoft Word.

(5 × 1) (5)

Copyright reserved 

1.3 Indicate whether the following statements are TRUE or FALSE. Choose the answer and write only 'True' or 'False' next to the question number (1.3.1–1.3.5) in the ANSWER BOOK.

1.3.1 The more ROM your computer has, the faster it can process information.

1.3.2 A DVD is an optical storage device.

1.3.3 Brief: a description of the task you are required to do.

1.3.4 Sound obtained from an analogue source can be converted into a digital format.

1.3.5 RAM memory is permanent.

(5 × 1) (5)

1.4 Desktop elements are the generic parts of an interface that show up on the screen (or monitor) of a typical software program. Below is an example of the Adobe InDesign 2021 interface:

Name the interface components, numbered (1–8) in the ANSWER BOOK.

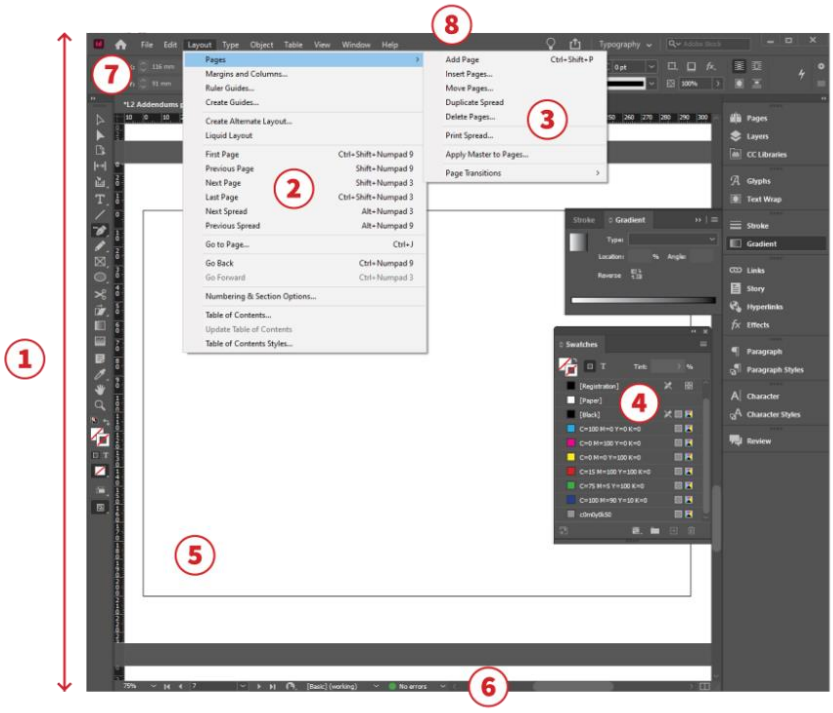


*Screenshot of Adobe InDesign 2021 interface.* (8)

1.5 Describe the following words as used within the context of graphic design:

1.5.1 Gradations

1.5.2 Evaluate

(2 × 1) (2)

**[25]**

## QUESTION 2

2.1 The main elements of art and design are line, shape, space, form, colour, value and texture.

Study each of the following artworks shown (in 2.1.1–2.1.8) by well-known South African artists. Discuss how any TWO elements of art were used in each artwork.

2.1.1




*Artwork by George Pemba.*

2.1.2



*Artwork by Kagiso Pat Mautloa.*

2.1.3



*Artwork by Lebogang Mogul Mabusela.*

2.1.4



*Artwork by Gerard Sekoto.*

Copyright reserved 

2.1.5




*Artwork by Sydney Kumalo.*

2.1.6




*Artwork by Irma Stern.*

Copyright reserved 

2.1.7



*Artwork by Vladimir Tretchikoff.*

2.1.8



*Artwork by Walter Battiss.*

(8 × 2) (16)

Copyright reserved 

2.2 *Canva.com* is an incredible free tool (with premium options) for people who need to design something but do not have access to expensive design software or who do not have advanced technical design skills.

Study the following flyer templates (in 2.2.1–2.2.3) found in Canva.com, and identify THREE PRINCIPLES of DESIGN* that were used to create a cohesive look and feel for the flyer.

**These are the basic principles of design: Unity and variety, balance, emphasis and subordination, directional forces, contrast, repetition and rhythm, and scale and proportion.*

2.2.1




*Template from https://www.canva.com*

2.2.2

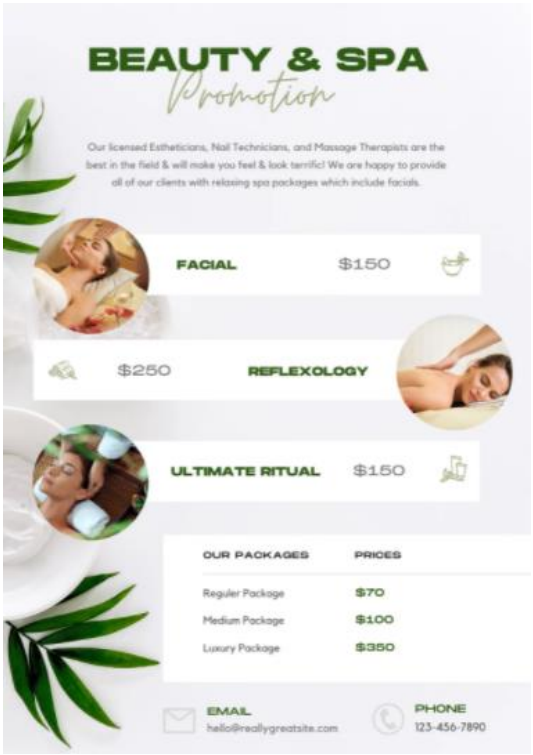


*Template from https://www.canva.com*

2.2.3




*Template from [https://www.canva.com](https://www.canva.com).*

(3 × 3) (9)

**[25]**

**TOTAL SECTION A: 50**

Copyright reserved 

## SECTION B

## QUESTION 3

3.1 The anatomy of type is a basic understanding of the different parts that make up different letterforms. Study the following text sample and identify the parts labelled (A–E). Write down the answers in your ANSWER BOOK.

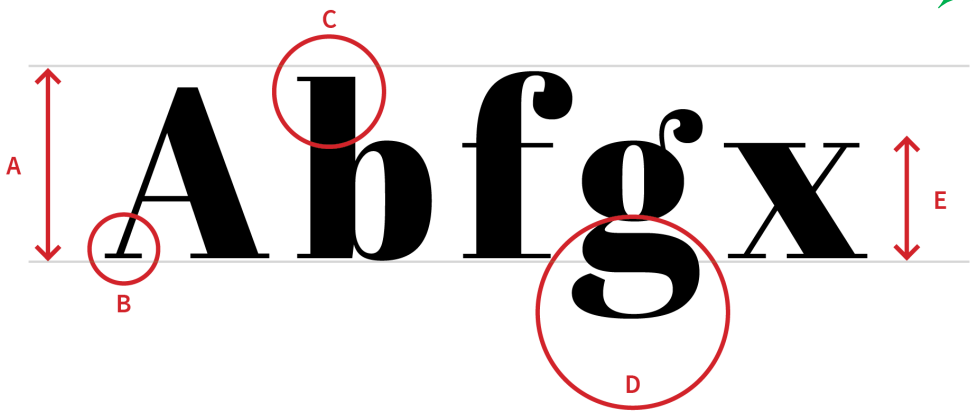


*Illustration: Anatomy of Type* (5)

3.2 List FIVE types of commercial photography. (5)

3.3 There are many ways to use lines to create texture and shapes in drawing. Study the example below as inspiration. Use the outlined shapes provided in ADDENDUM A (attached) to create three-dimensional shading and shadows to the different forms.



*Source: Shutterstock.com - Item ID: 671806288* (15)

**[25]**

## QUESTION 4

Hand lettering is a technique often used by graphic designers to create interesting and eye-catching designs. Study the example below:




*Source: typographybyhand.tumblr.com/post/161866391886*

Use ADDENDUM B1 and B2 (attached) to create your own design for a hand-lettering poster. Select one of these quotes to use:

Option 1: Creativity is intelligence having fun.
Option 2: The eyes are useless when the mind is blind.
Option 3: Design is thinking made visual.

4.1 Use ADDENDUM B1 (attached) to brainstorm and plan your idea. What will the lettering look like? Will you use any additional artistic devices (patterns/drawings, etc.) to illustrate your idea? Will the lettering be coloured, cast shadows or just be black? (5)

4.2 Use ADDENDUM B2 (attached) to redraw your final idea as beautifully as you can to demonstrate your skill as a designer at both layout and typography – fill as much of the space as you can (**do not draw too small**). (20)

**[25]**

**TOTAL SECTION B: 50**
**GRAND TOTAL: 100**

Copyright reserved

**ADDENDUM A**

**EXAMINATION NUMBER:** | | | | | | | | | | | | | |

Add three-dimensional shading and shadows to the outlined shapes provided:

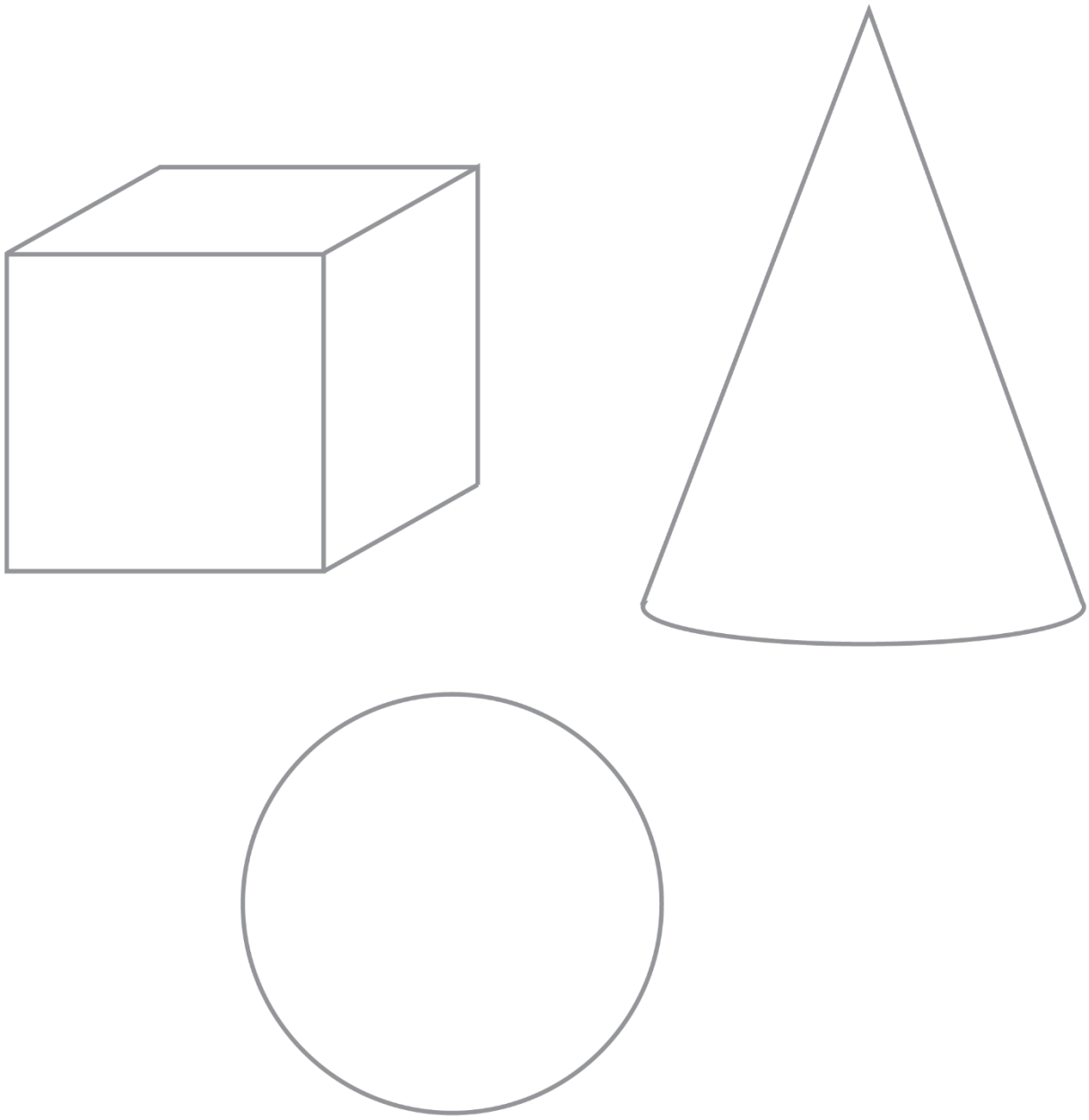

(15)

Copyright reserved 

**ADDENDUM B1**

**EXAMINATION NUMBER:** | | | | | | | | | | | | | |

Plan/brainstorm a hand-lettered quote:

(5)

Copyright reserved 

**ADDENDUM B2**

**EXAMINATION NUMBER:** | | | | | | | | | | | | |

Redraw your final design for a hand-lettered quote:

(20)

Copyright reserved