higher education & training

Department:
Higher Education and Training
REPUBLIC OF SOUTH AFRICA

NATIONAL CERTIFICATE

SPATIAL PLANNING THEORY AND PRACTICAL N5

(10050345)

11 November 2022 (X-paper)
09:00–12:00

REQUIREMENTS: Tracing and A4/A3 paper.

Candidates may use coloured pencils, furniture stencils, scale ruler, drawing set, drawing board or similar underlay.

This question paper consists of 7 pages.

092Q1B2211

Copyright reserved

DEPARTMENT OF HIGHER EDUCATION AND TRAINING
REPUBLIC OF SOUTH AFRICA

NATIONAL CERTIFICATE
SPATIAL PLANNING THEORY AND PRACTICAL N5
TIME: 3 HOURS
MARKS: 200

INSTRUCTIONS AND INFORMATION

1. Answer all the questions.
2. Read all the questions carefully.
3. Number the answers according to the numbering system used in this question paper.
4. Start each section on a new page.
5. Use only a blue or black pen.
6. Write neatly and legibly.

Copyright reserved

SECTION A

QUESTION 1

Choose a term from COLUMN B that matches a description in COLUMN A. Write only the letter (A–J) next to the question number (1.1–1.10) in the ANSWER BOOK.

COLUMN A		COLUMN B	
1.1	Eclectic furniture	A	gas lamps
1.2	Cape Dutch wall covering	B	wooden floorboards
1.3	Victorian window finish	C	mullioned casement windows
1.4	Victorian dining room floor	D	Adam style marble
1.5	Victorian kitchen furniture	E	blind, lace curtain and heavy drape
1.6	English cottage window	F	electric wall sconces
1.7	American Colonial drawing room fireplace	G	dresser
1.8	Mediterranean window finish	H	blue wooden shutters
1.9	Edwardian lighting	I	whitewashed
1.10	Modernistic lighting	J	a Davenport and modern chair

(10 × 2) **[20]**

QUESTION 2

Indicate whether the following statements are TRUE or FALSE. Choose the answer and write only 'True' or 'False' next to the question number (2.1–2.15) in the ANSWER BOOK.

2.1 There is only one type of kitchen layout.

2.2 All kitchens should reflect a homely style.

2.3 Buy as many appliances for a kitchen as you think you need.

2.4 Fabrics soften the hard and shiny kitchen surfaces.

2.5 A curtained kitchen window above the stove is necessary, as it provides good light for cooking.

2.6 The cooking and main food preparation area is the heart of the kitchen.

Copyright reserved

2.7 Adequate work surfaces should be carefully planned.

2.8 Tiles are not a practical work surface in a kitchen.

2.9 The kitchen is not a very important area in the home.

2.10 Storage is the last consideration in the planning of a kitchen.

2.11 In a kitchen, the fridge is not regarded as a storage space.

2.12 Storage should be created in out-of-the-way areas in the home.

2.13 Storage in a home must meet the needs of the inhabitants.

2.14 When planned carefully, storage can be both functional and decorative.

2.15 Shelving in a storage space should not be adjustable.

(10 × 1) **[15]**

QUESTION 3

Identify the following types of kitchen layouts seen in the images below.

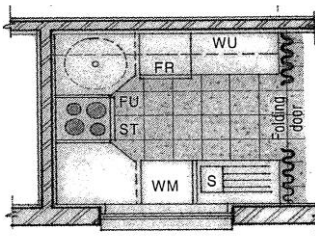

3.1

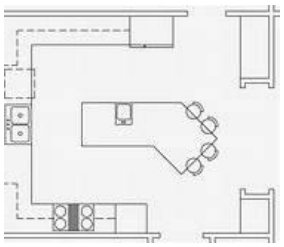

3.2

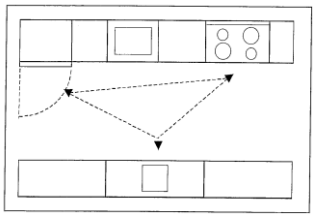

3.3

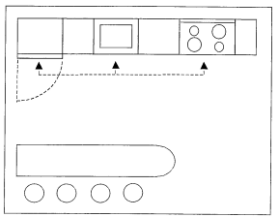

3.4

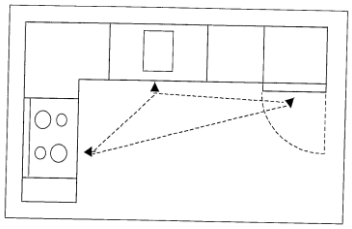

3.5

(5 × 1) **[5]**

QUESTION 4

Choose the correct word or words from those given in brackets. Write only the word or words next to the question number (4.1–4.10) in the ANSWER BOOK.

4.1 As a laundry is used during the day, it (must have/does not need) good light.

4.2 In a laundry, the electric sockets (should be/may not be) next to water connections.

4.3 The floor of a laundry (should have/does not need) a built-in drain.

4.4 Tiles (are/are not) a practical choice of flooring for a kitchen.

4.5 Fruit and vegetables need to be stored in a (light and bright/dark and cool) area.

4.6 Task lighting creates a (ambient atmosphere/bright workspace) in a room.

4.7 Usually (only two/multiple) types of lighting are used in a room.

4.8 One (can/cannot) add more sockets to existing electrical sockets in a room.

4.9 Safety on a staircase is greatly improved with (adequate lighting/carpeting).

4.10 Extension sockets (must have/do not need to have) individual switches.

(10 × 1) **[10]**

TOTAL SECTION A: 50

SECTION B

QUESTION 5

5.1 What are the specific requirements when planning and decorating an entrance hall? (10)

5.2 5.2.1 List FIVE accessories for the front door of a Mediterranean house.

5.2.2 Which of the accessories above are functional and which are decorative?

(2 × 5) (10)

5.3 Discuss the heights of working surfaces in a kitchen. (10)

5.4 What are the ergonomic requirements of a functional laundry? (10)

[40]

Copyright reserved

QUESTION 6

Read the scenario below and answer the questions.

Your client has bought a bachelor apartment to rent out on Airbnb. It is very small; see the floor plan in question 7 below. The large windows and sliding door are facing south. They provide a stunning view over the ocean. The client insists that a TV cabinet be used to store books, a flat screen television and sound equipment.

6.1 Name the various activity areas in this living area. (5)

6.2 What types lighting requirements are needed for these activities? (6)

6.3 Discuss what advice you would give the client on the purchasing of all the furniture required for this space. (15)

6.4 You are preparing for a client presentation:

6.4.1 Which SEVEN items need to be prepared for a complete and professional presentation?

6.4.2 Why are these items important to have when doing a presentation?

(2 × 7) (14)

[40]

QUESTION 7

Study the sketch of the apartment below.

Draw a floor plan of the living area to scale 1:50 showing the furniture arrangement and finishes. Refer to the sketch below for measurements. Emphasize the dark walls, for which measurements have been provided.

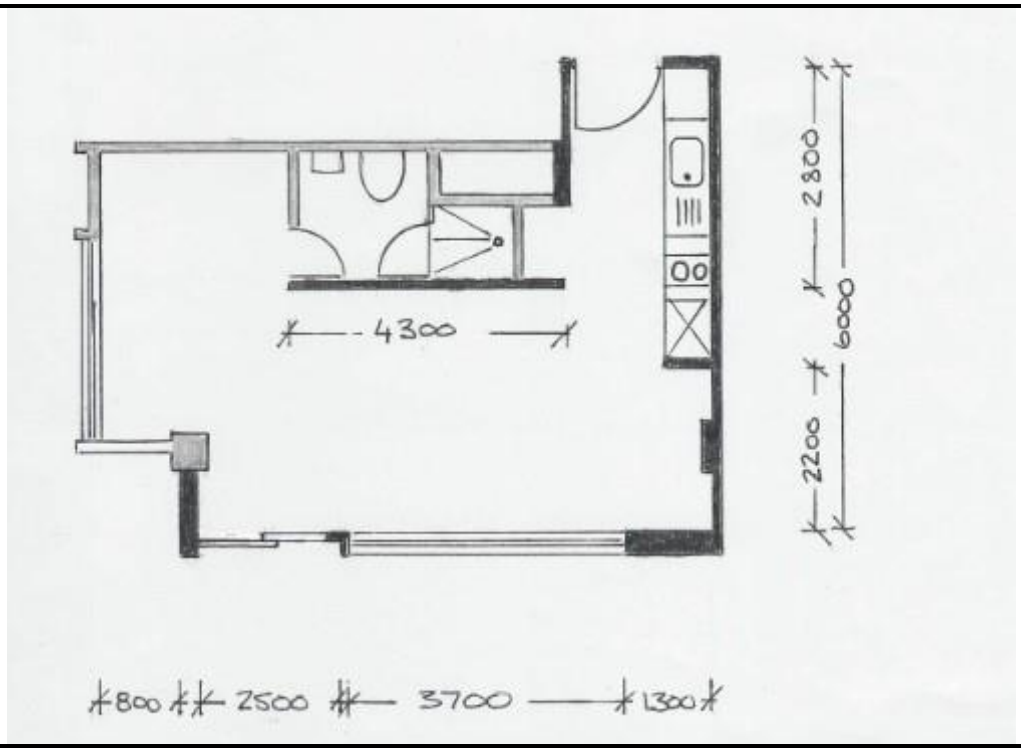

7.1	Analysis and interpretation of the client brief Zoning: Planning, bubble diagrams, activity areas	(10)
7.2	Correct use of scale and indication of measurements	(15)
7.3	Correct use of architectural symbols	(8)
7.4	Layout and positioning on A4 paper	(7)
7.5	Furniture arrangement, correct sizes, correct placement, tabulated furniture legend.	(25)
7.6	Flow of traffic	(5)
		[70]

TOTAL SECTION B: 150
GRAND TOTAL: 200

Copyright reserved